

AVENGER
150 STREET



AVENGER
150 STREET

Bajaj Auto Limited
Akurdi Pune 411 035 India
Tel +91 20 27472851
Fax +91 20 27407385
www.bajajauto.com

CIN L65993PN2007PLC130076

Spare Parts Catalogue



Notice

All information contained in this manual is based on the latest product information at the time of publication. Bajaj Auto Limited accepts no liability for any inaccuracies or omissions in this publication, although every possible care has been taken to make it as complete and accurate as possible. All procedures and specifications subject to change without prior notice. The right is reserved to make such changes at any time without prior notice and without incurring an obligation to make such changes to product manufactured previously. Contact your authorized Bajaj Dealer for the latest information on product improvements incorporated after this manual was issued.

DOC. NO.: 71112317

REV.00 OCT 15

Copy rights : All rights reserved. No part of this publicatin may be reproduced, stored in a retrival system, Or transmitted in any form or by any means, electronic mechanical photocopying, recording or otherwise, without the prior written permission of Bajaj Auto LTD.

Foreword



We have pleasure in presenting the Spare Parts Catalogue for 'Avenger DTS-i 220cc' Motorcycle. This catalogue has been specially designed to assist you in selecting the correct parts for procurement to maintain 100% availability.

The Bajaj spares are subjected to the stringent quality control standards to ensure longer life of the vehicle. It is therefore necessary that only the Genuine Bajaj Spares are used.

In a continual effort to improve Performance and Efficiency of the vehicles, Specifications, Diagrams, Illustrations and Part Numbers can change without notice. Consequently, the description in this Spare Parts Catalogue cannot therefore be final and binding on us.

The modifications / alterations which are carried out after the issue of this catalogue, will be conveyed to you through our Service Circulars. You are requested to make necessary corrections in the Parts Catalogue as per the circulars so as to keep your catalogue up-to-date. This will ensure the appropriate and speedy delivery of the Spare Parts as the order placed will bear the latest part numbers.

In case, if you need any technical assistance contact the concerned Regional Office or write to us on the following address :

Bajaj Auto Limited
Service Department
Akurdi, Pune 411 035 India

Instructions



1. How to Read the Catalogue : Open the catalogue and from the pictorial index locate the group in which the part you want to find is present. Turn over to the concerned page number (as given by pictorial index). Now find out the figure of the part you wish to order. Write down the part number against that particular figure number from the text.

In case, if you have the part number and you need the other details, the part index can be used. The part index (at the end of the catalogue) will give you the figure and page number of the part you wish to order.

2. How to Order Spare Parts : The part number and the description of the part required should be invariably mentioned in the order as per the catalogue text.

The latest part number as conveyed through our service circulars should only appear on the order. In case of ordering painted components, colour shade of the components should be mentioned.

The quantity shown against the part number is the quantity per vehicle for that group so that particular quantity should be multiplied by the number of sets required.

3. Part Number System : We have used 8 digit system for part numbers. The model or hardware item is indicated by first two digits or alphanumeric, the next two or four digits indicate main group and the last four or two digits indicate serial number in main group or serial number or subgroup of fastener respectively. Thus the part numbers will be indicated by 2-2-4 or 2-4-2 digit system. Understanding this system will enable you to identify the spare parts easily.

4. Abbreviations : The following abbreviations are used in this catalogue.

Assly	Assembly	V	Volts
N.I.	Not illustrated	W	Watts
C'case	Crankcase	Accl.	Accelerator
Cyl	Cylinder	Comp.	Complete
O/s	Over size	Fr.	Front
Rr.	Rear	Std.	Standard
L	Length	A/t.	Alternate
R.H.	Right hand	L.H.	Left hand
Hex.	Hexagonal	AR	As required

Index

AVENGER
150 STREET

Plate No.	Description	Page No.
1	Cover Cylinder Head	2
2	Cylinder Head	4
3	Valve	6
4	Camshaft / Tensioner	8
5	Cylinder and Piston	10
6	Crankshaft	12
7	Balancer & Balancer Idler Gear	14
8	Transmission	16
9	Change Drum / Shift Fork	18
10	Gear Change Mechanism	20
11	Engine Assly / Crankcase RH	22
12	Crankcase LH	24
13	Cover RH	26
14	Cover Magneto	28
15	Clutch Assly	30
16	Oil Pump	32
17	Carburettor	34
18	Silencer Assly	35
10	Air Cleaner	38
20	Magneto, C.D.I. & H.T. Coil	40
21	Starter Motor & Starter Assembly	42
22	Frame and Frame Fitting	44
23	Frame Fitting	46
24	Swing Arm	48
25	Rear Shock Absorber	50
26	Foot Rest	52
27	Mudguard - Front & Rear	54
28	Stand Assembly	56
29	Tyre / Tube and Wheel Rim	58
30	Front Hub	60
31	Rear Hub - Alloy Wheel	62

Index

AVENGER
150 STREET

Plate No.	Description	Page No.
32	Rear Brake Pedal	64
33	Front Master Cylinder	66
34	Front Brake - Caliper & Disc	68
35	Handle Bar Assly	70-72
36	Front Fork	74-76
37	Fuel Tank	78-80
38	Seat / Grip Frame Rear / Cover Grip Frame	82
39	Speedometer	84
40	Cables	86
41	Side Covers / Chain Covers	88
42	Guards	90
43	Head Light	92
44	Tail Light / Reflector Reflex	94
45	Indicator Light	96
46	Electrical Equipment	98
47	Ignition Switch and Control Switch	100
48	Tool Kit & Wind Shield Kit	102
49	Painted Parts and Decals	104
	Kits List	105-108
	Amendment Sheet (Parts Added)	109
	Amendment Sheet (Parts Deleted)	110
	Part Index	111

Pictorial Index

AVENGER
150 STREET

PLATE NO. : 1
COVER CYLINDER HEAD

PAGE NO.
1

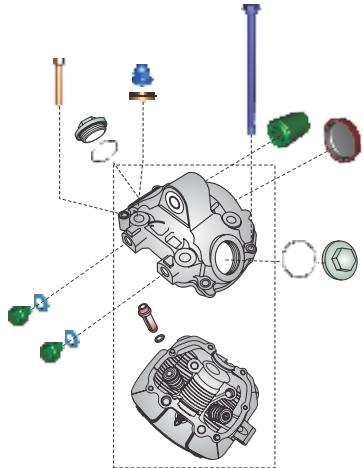


PLATE NO. : 2
CYLINDER HEAD

PAGE NO.
3

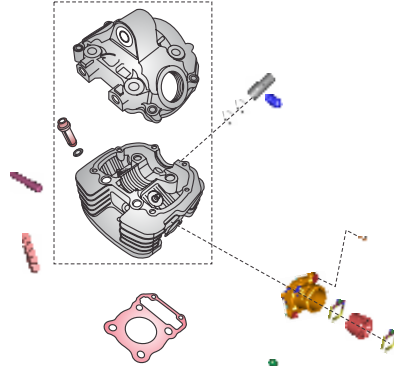


PLATE NO. : 3
VALVE

PAGE NO.
5

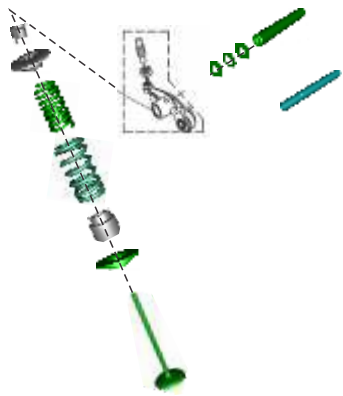
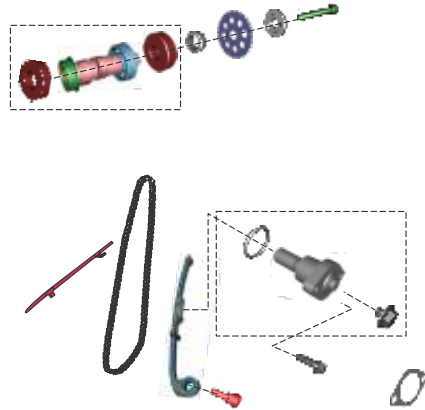


PLATE NO. : 4
CAMSHAFT / TENSIONER

PAGE NO.
7



Pictorial Index

AVENGER
150 STREET

PLATE NO. : 5
CYLINDER & PISTON

PAGE NO.
9

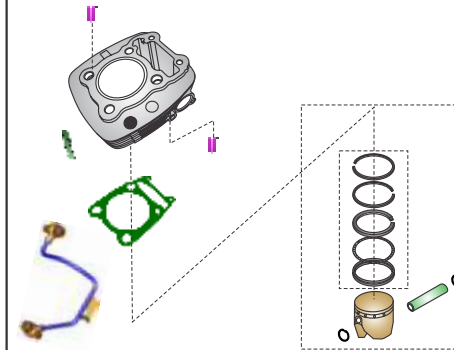


PLATE NO. : 6
CRANKSHAFT

PAGE NO.
11

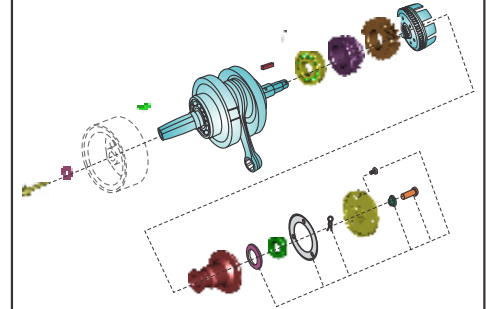


PLATE NO. : 7
BALANCER & BALANCER IDLER GEAR

PAGE NO.
13

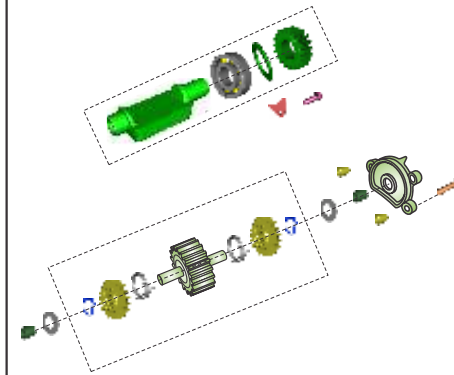
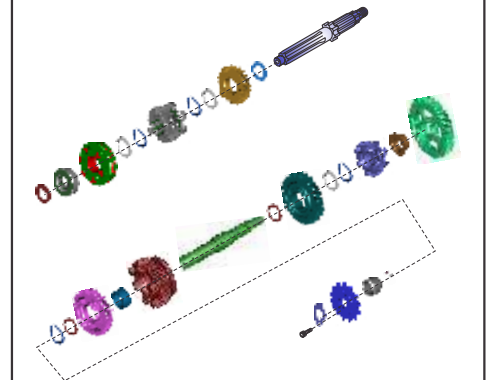


PLATE NO. : 8
TRANSMISSION

PAGE NO.
15



Pictorial Index

AVENGER
150 STREET

PLATE NO. : 9
CHANGE DRUM / SHIFT FORK

PAGE NO.
17

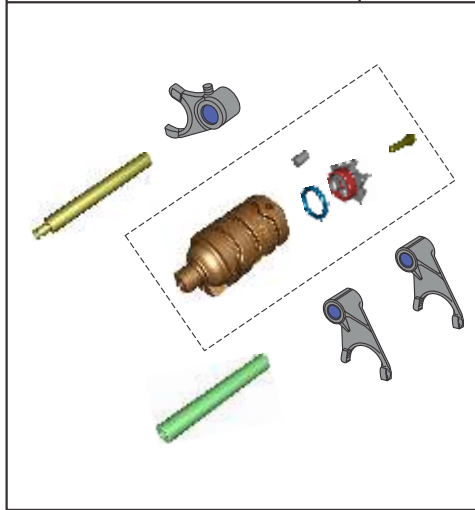


PLATE NO. : 10
GEAR CHANGE MECHANISM

PAGE NO.
19

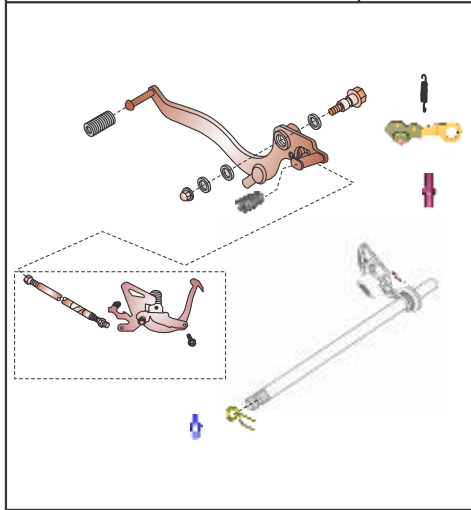


PLATE NO. : 11
ENGINE ASSLY / CRANKCASE RH

PAGE NO.
21

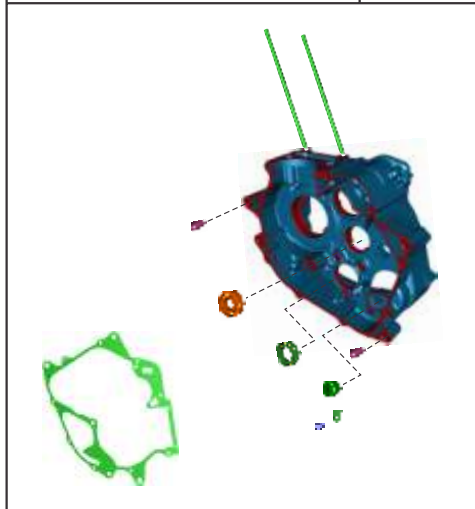
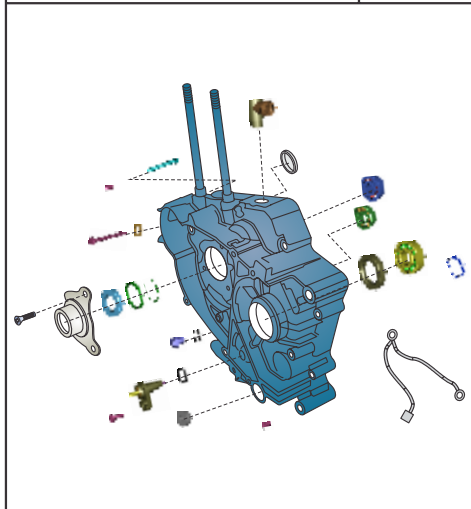


PLATE NO. : 12
CRANKCASE LH

PAGE NO.
23



Pictorial Index

AVENGER
150 STREET

PLATE NO. : 13
COVER RH

PAGE NO.
25

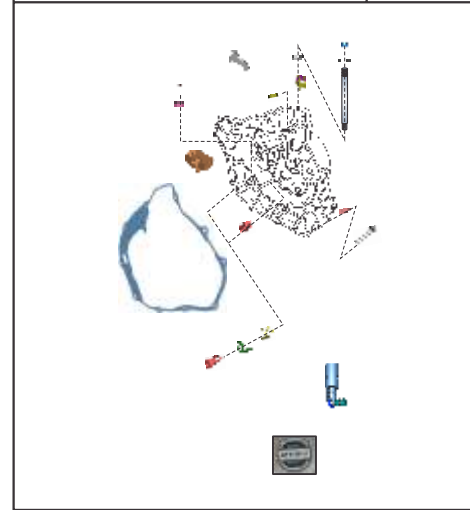


PLATE NO. : 14
COVER MAGNETO

PAGE NO.
27



PLATE NO. : 15
CLUTCH ASSLY

PAGE NO.
29

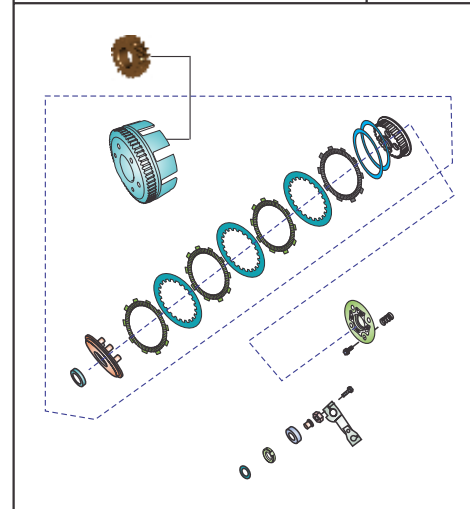
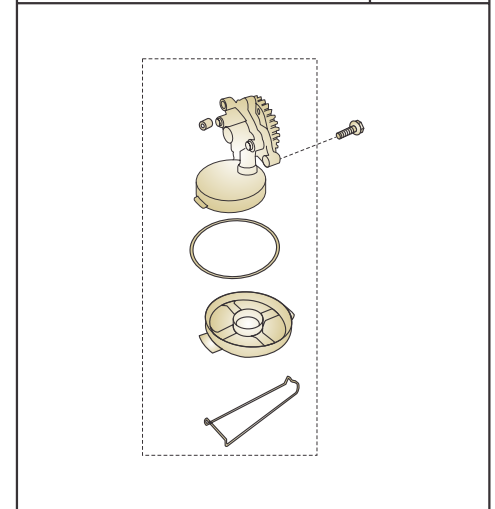


PLATE NO. : 16
OIL PUMP

PAGE NO.
31



Pictorial Index

AVENGER
150 STREET

PLATE NO. : 17
CARBURETTOR

PAGE NO.
33

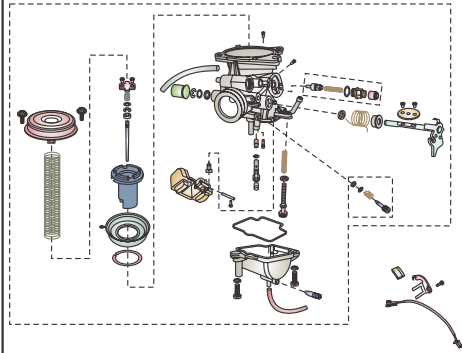


PLATE NO. : 18
SILENCER ASSEMBLY

PAGE NO.
35

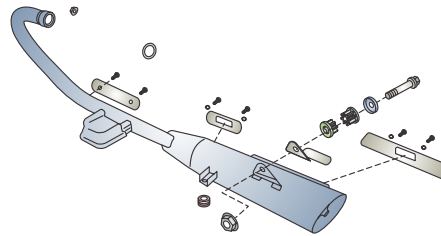


PLATE NO. : 19
AIR CLEANER

PAGE NO.
37

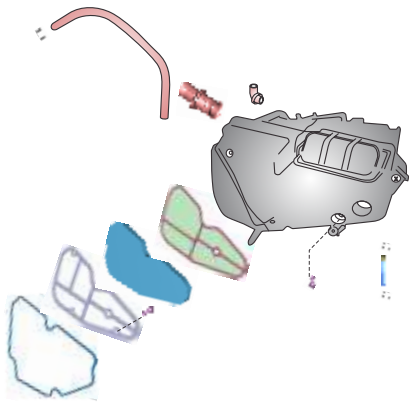
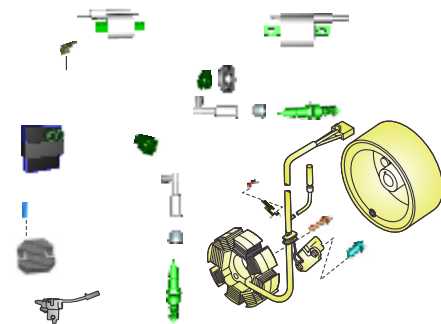


PLATE NO. : 20
MAGNETO, C.D.I. & H.T. COIL

PAGE NO.
39



Pictorial Index

AVENGER
150 STREET

PLATE NO. : 21
STARTER MOTOR & STARTER ASSLY

PAGE NO.
41

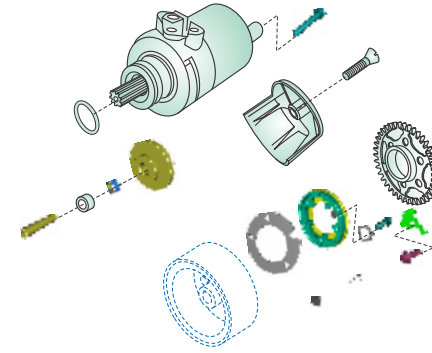


PLATE NO. : 22
FRAME AND FRAME FITTINGS

PAGE NO.
43

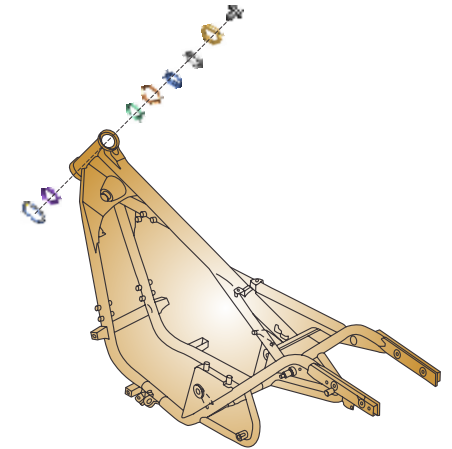


PLATE NO. : 23
FRAME FITTINGS

PAGE NO.
45

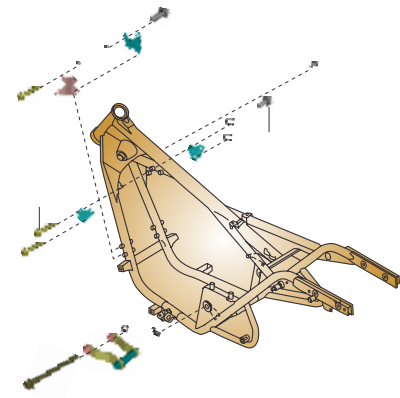
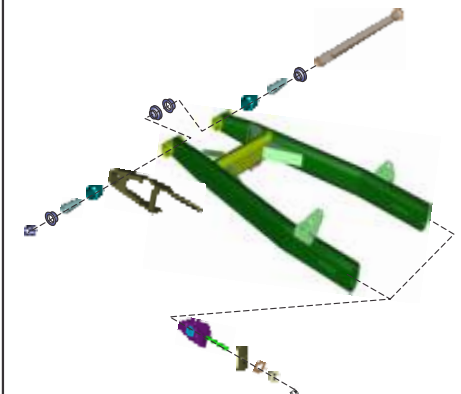


PLATE NO. : 24
SWING ARM

PAGE NO.
47



Pictorial Index

AVENGER
150 STREET

PLATE NO. : 25
REAR SHOCK ABSORBER

PAGE NO.
49

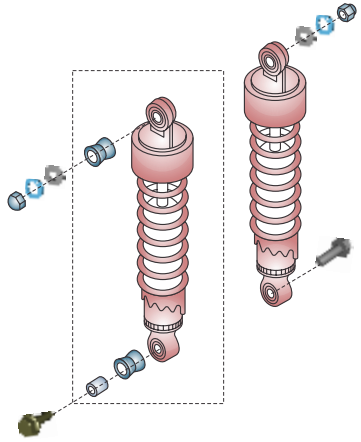


PLATE NO. : 26
FOOT REST

PAGE NO.
51

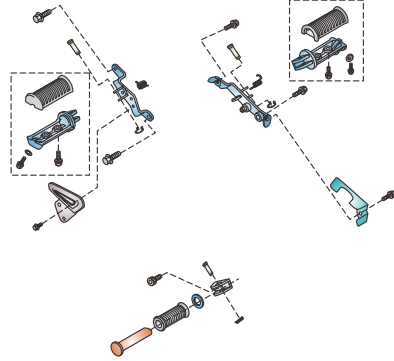


PLATE NO. : 27
MUDGUARD - FRONT & REAR

PAGE NO.
53

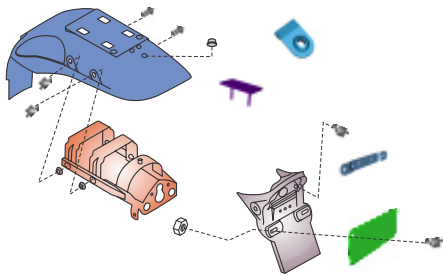



PLATE NO. : 28
STAND ASSEMBLY

PAGE NO.
55



Pictorial Index

AVENGER
150 STREET

PLATE NO. : 29
TYRE / TUBE AND WHEEL RIM

PAGE NO.
57



PLATE NO. : 30
FRONT HUB

PAGE NO.
59



PLATE NO. : 27
MUDGUARD - FRONT & REAR

PAGE NO.
53

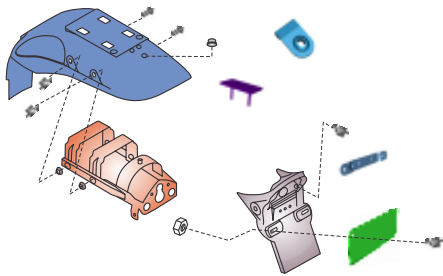


PLATE NO. : 28
STAND ASSEMBLY

PAGE NO.
55




PLATE NO. : 31
REAR HUB - ALLOY WHEEL

PAGE NO.
61

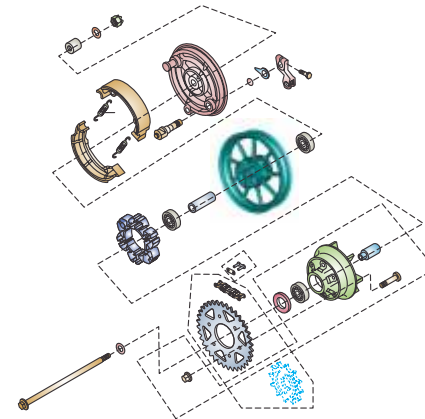
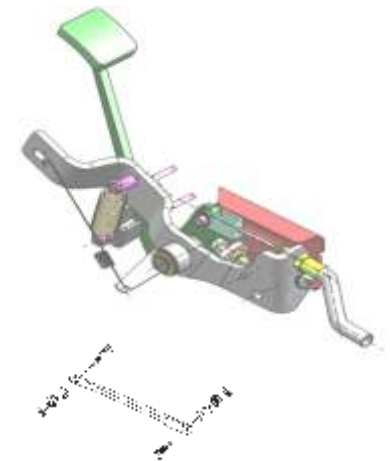


PLATE NO. : 32
REAR BRAKE PEDAL

PAGE NO.
63



Pictorial Index

AVENGER
150 STREET

PLATE NO. : 33
FRONT MASTER CYLINDER

PAGE NO.
65

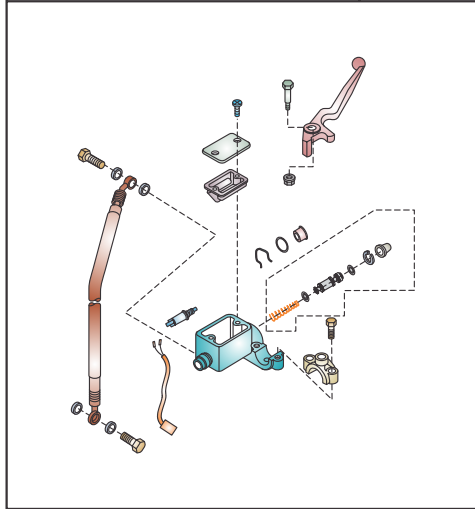


PLATE NO. : 34
FRONT BRAKE - CALIPER DISC

PAGE NO.
67

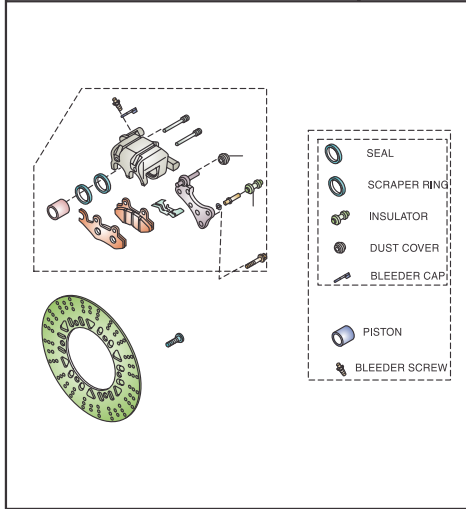


PLATE NO. : 35
HANDLE BAR ASSEMBLY

PAGE NO.
69-71

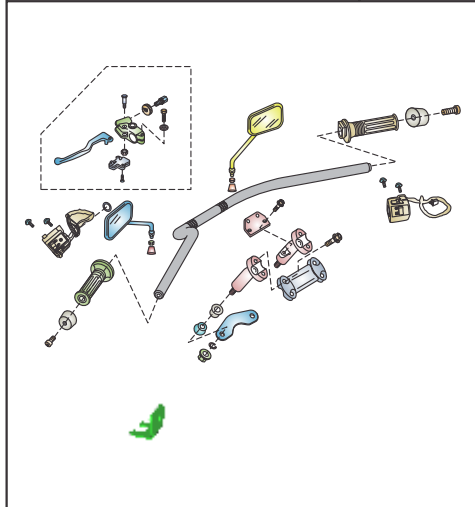
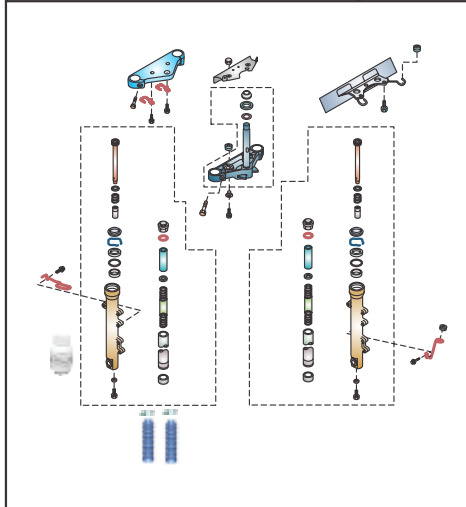


PLATE NO. : 36
FRONT FORK

PAGE NO.
73-75



Pictorial Index

AVENGER
150 STREET

PLATE NO. : 37
FUEL TANK

PAGE NO.
77-79

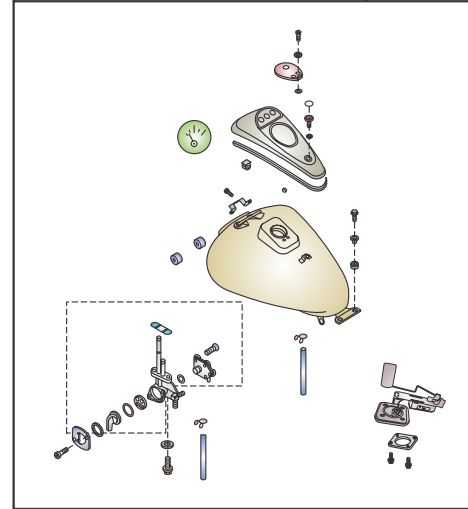


PLATE NO. : 38
SEAT / GRIP FRAME REAR /
COVER GRIP FRAME

PAGE NO.
81




PLATE NO. : 39
SPEEDOMETER

PAGE NO.
83

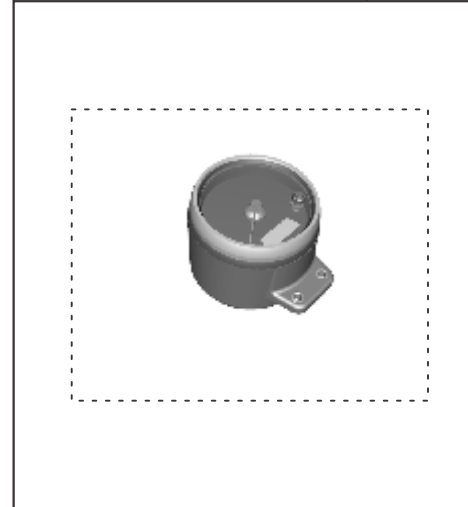



PLATE NO. : 40
CABLES

PAGE NO.
85



Pictorial Index

AVENGER
150 STREET

PLATE NO. : 41
SIDE COVERS / CHAIN COVER

PAGE NO.
87

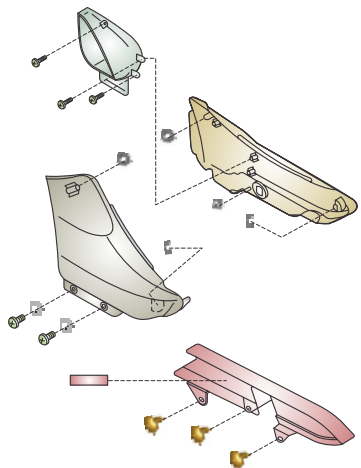


PLATE NO. : 42
GUARDS

PAGE NO.
89

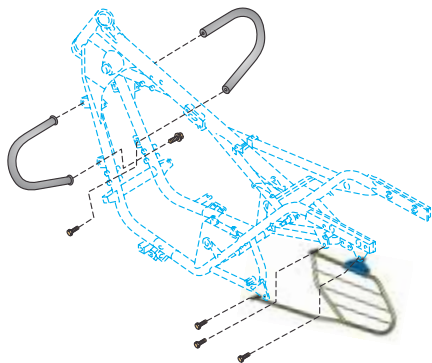


PLATE NO. : 43
HEAD LIGHT

PAGE NO.
91

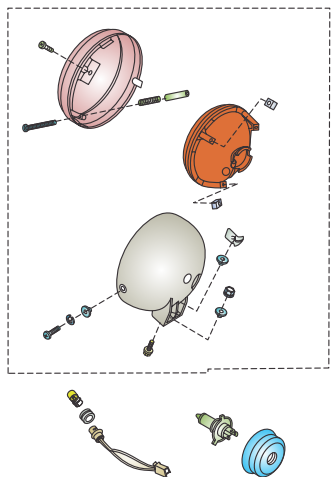
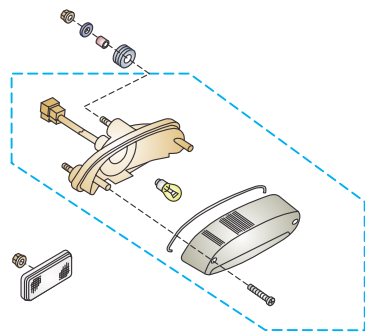


PLATE NO. : 44
TAIL LIGHT / REFLECTOR REFLEX

PAGE NO.
93



Pictorial Index

AVENGER
150 STREET

PLATE NO. : 45
INDICATOR LIGHT

PAGE NO.
95

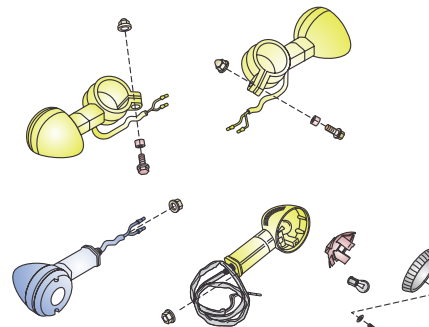


PLATE NO. : 46
ELECTRICAL EQUIPMENT

PAGE NO.
97




PLATE NO. : 47
IGNITION SWITCH AND
CONTROL SWITCH

PAGE NO.
99

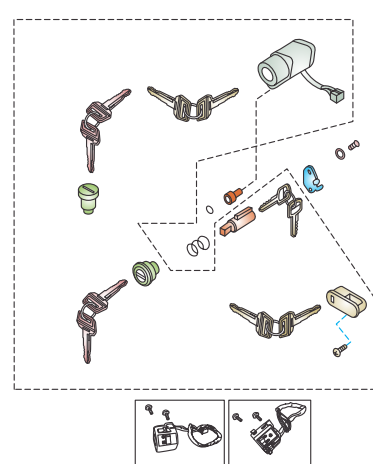
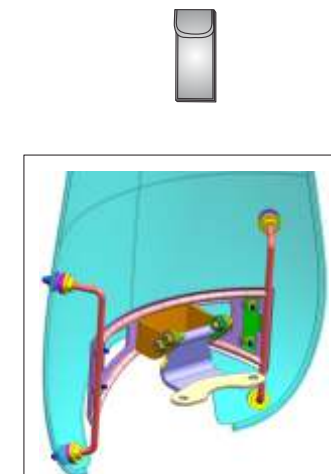


PLATE NO. : 48
TOOL KIT & WIND SHIELD KIT

PAGE NO.
101



Pictorial Index

AVENGER
150 STREET

PLATE NO. : 49
PAINTED PARTS AND DECALS

PAGE NO.
103

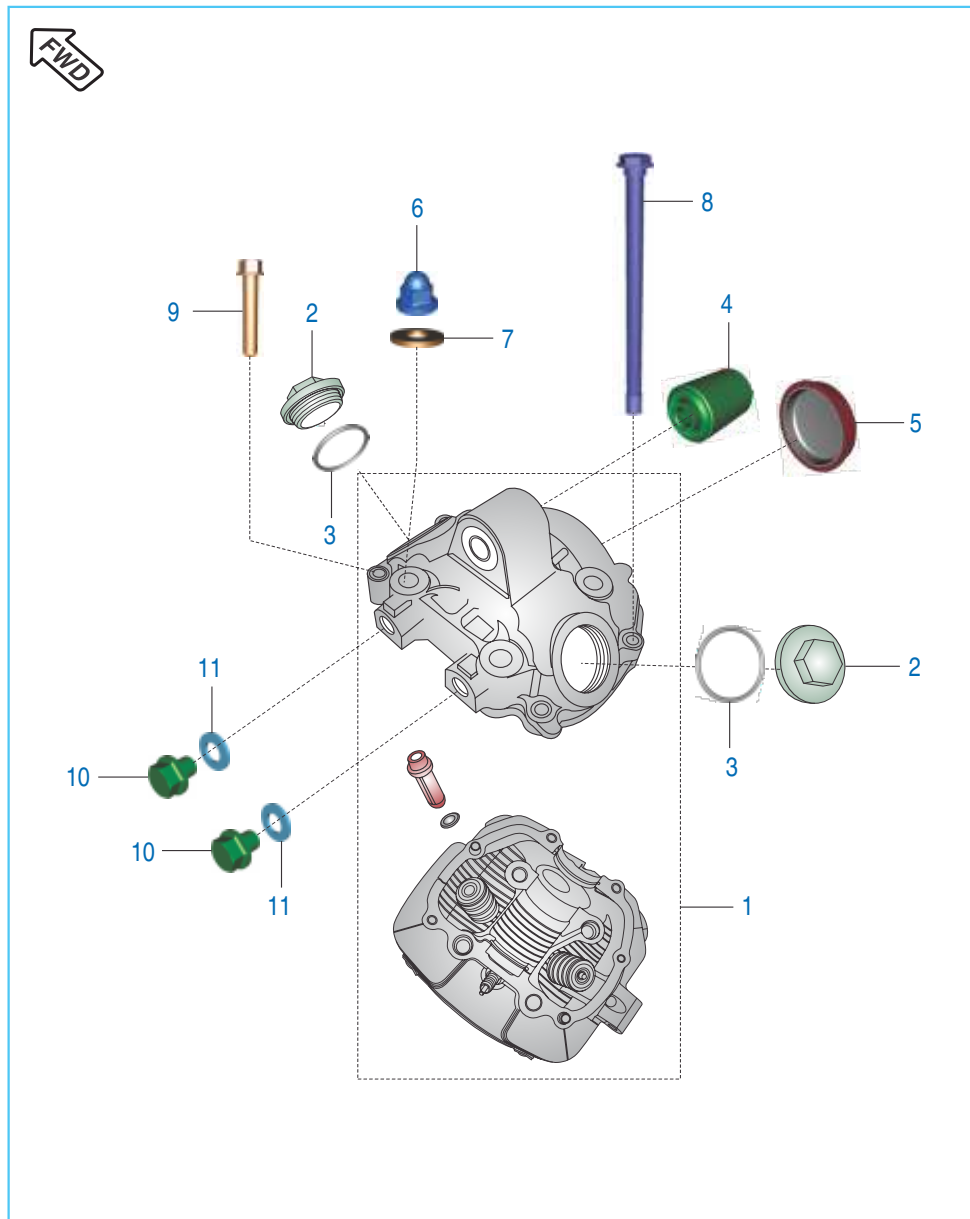


AVENGER

Pictorial Index

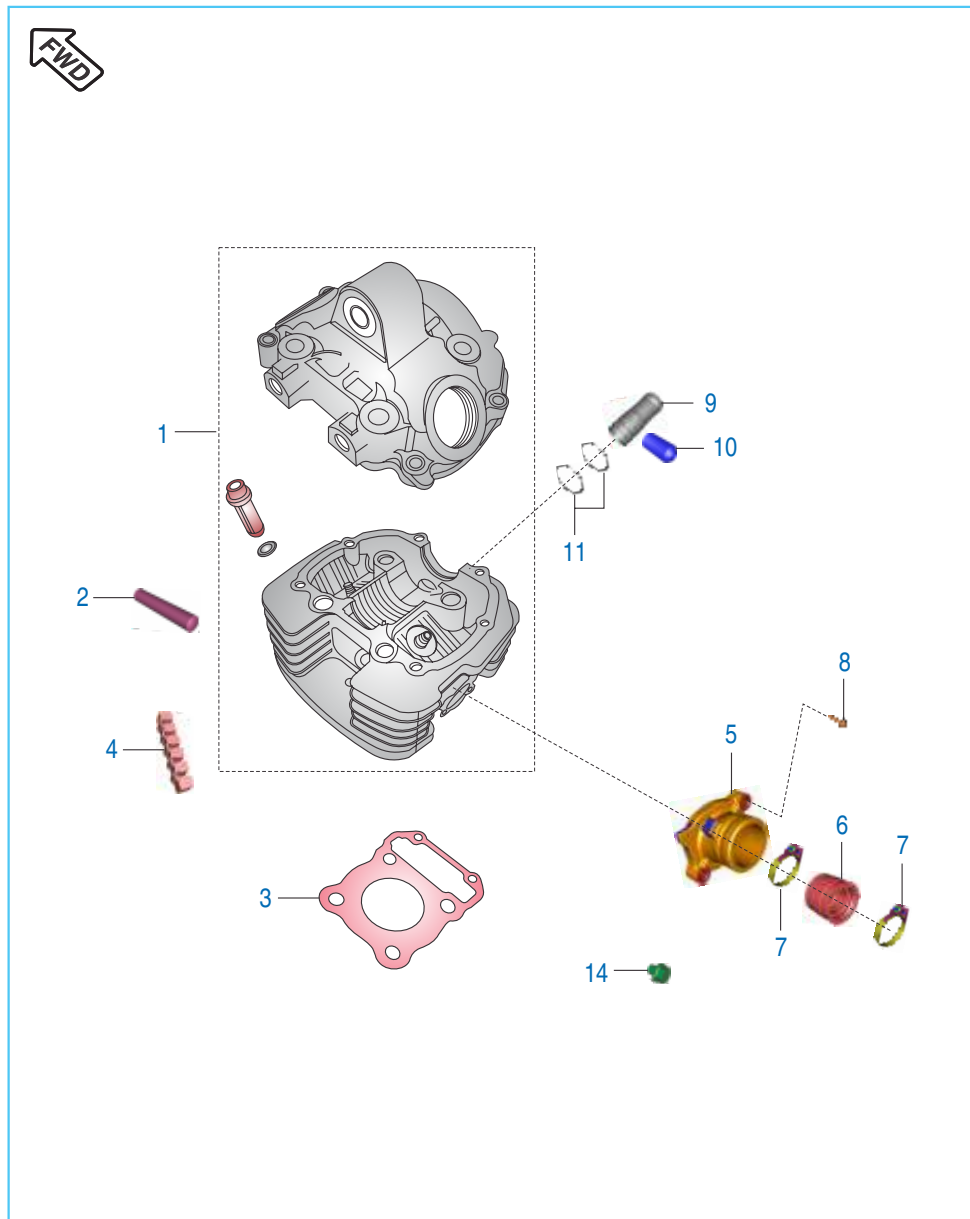
AVENGER
150 STREET

Cover Cylinder Head



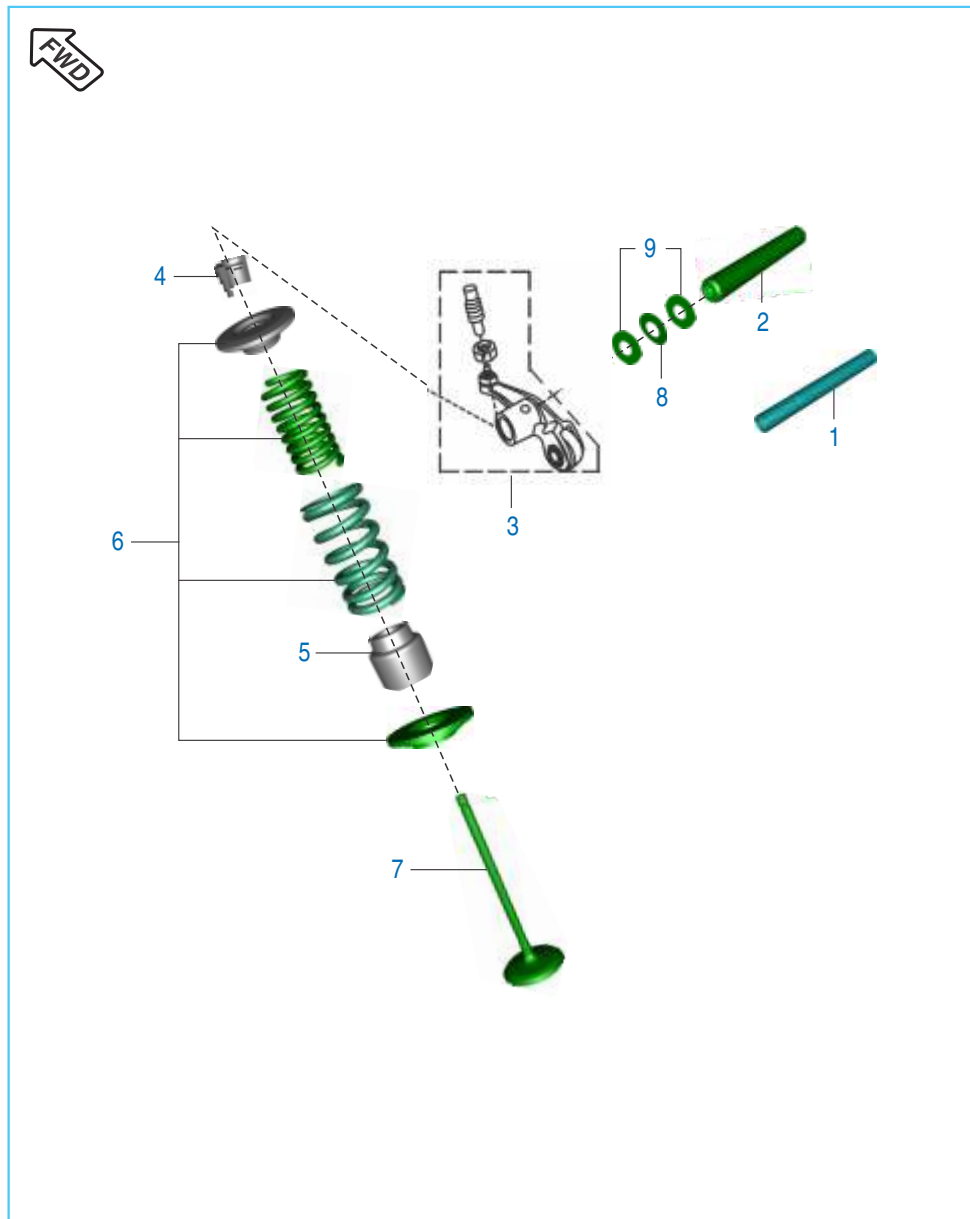
No.	Part No.	Description	Qty.	Remarks
1	PD 5110 54	Head Cylinder with Cover	1	Refer Page No. 106
2	PD 5110 25	Cover Tappet	2	
3	36 DS10 01	Kit 'O' Ring for Cover Cyl Head	1	Refer Page No. 106
4	DS 1011 66	Silent Bush (V)	1	
5	DS 1010 96	Camshaft Cap	1	
6	39 2647 15	Domed Cap Nut	4	
7	DS 1010 84	Copper Gasket (Washer)	4	
8	59 0400 23	Hex. Bolt with Flange	2	
9	39 1075 04	Hex. Bolt with Flange M6 x 35	4	
10	DH 1012 72	Plug	2	
11	31 1011 06	Gasket (Washer)	2	

Cylinder Head



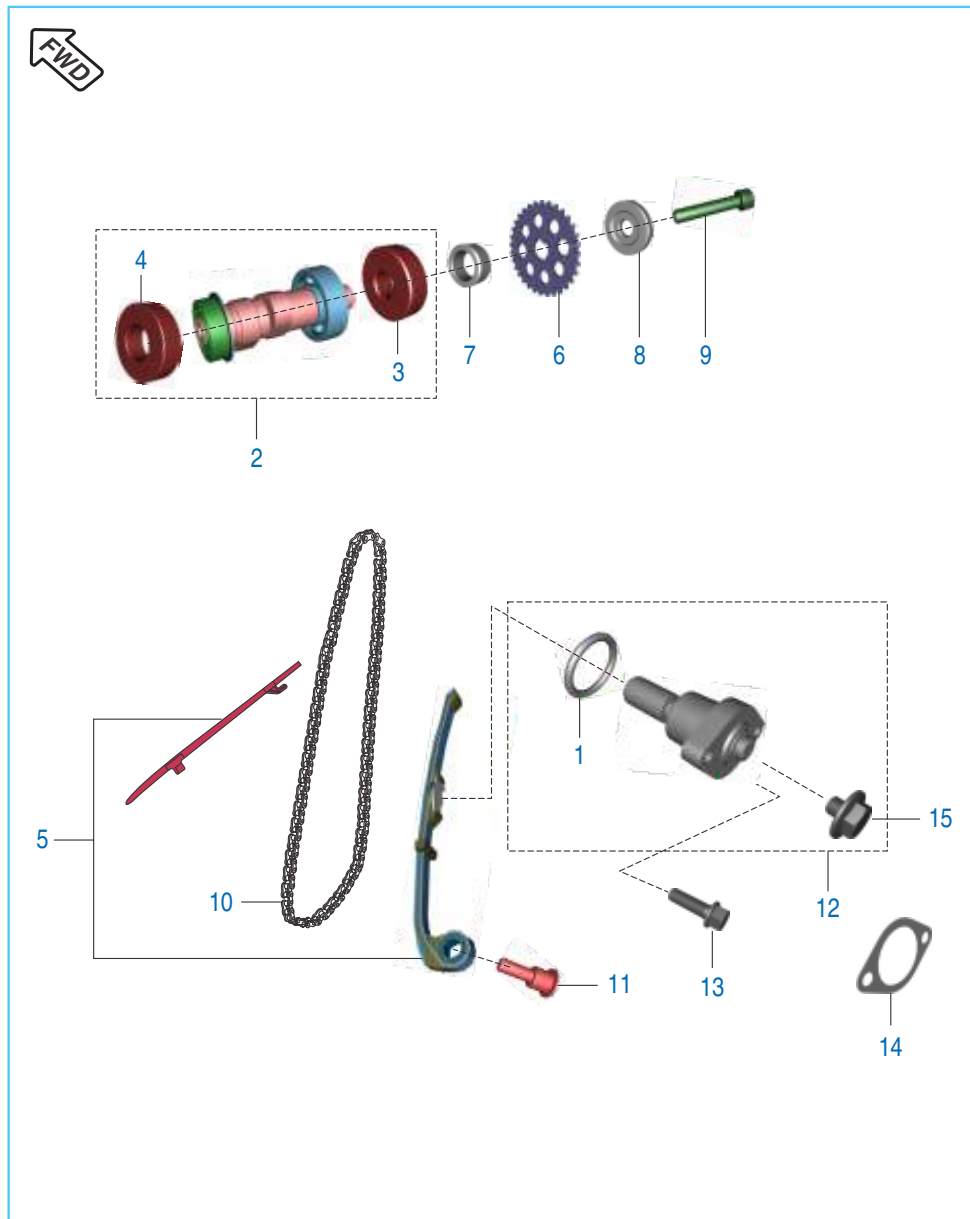
No.	Part No.	Description	Qty.	Remarks
1	PD 5110 54	Head Cylinder with Cover	1	Refer Page No. 106
2	39 1660 05	Stud (Exhaust)	2	
3	DH 1016 80	Gasket Cylinder Head	1	
4	DH 1015 08	Damper Cylinder Head	5	
5	JM 1010 16	Manifold	1	
6	DJ 1210 30	Insulator Rubber	1	
7	DH 1210 38	Clamp for Insulator	2	
8	39 1674 04	Hex. Bolt / Flange	2	
9	DH 1110 12	Sleeve - Spark Plug	1	
10	39 2608 01	Grub Screw	1	
11	36 DS10 01	'O' Ring Kit for Cover Cyl. Head	1	Refer Page No. 106

Valve



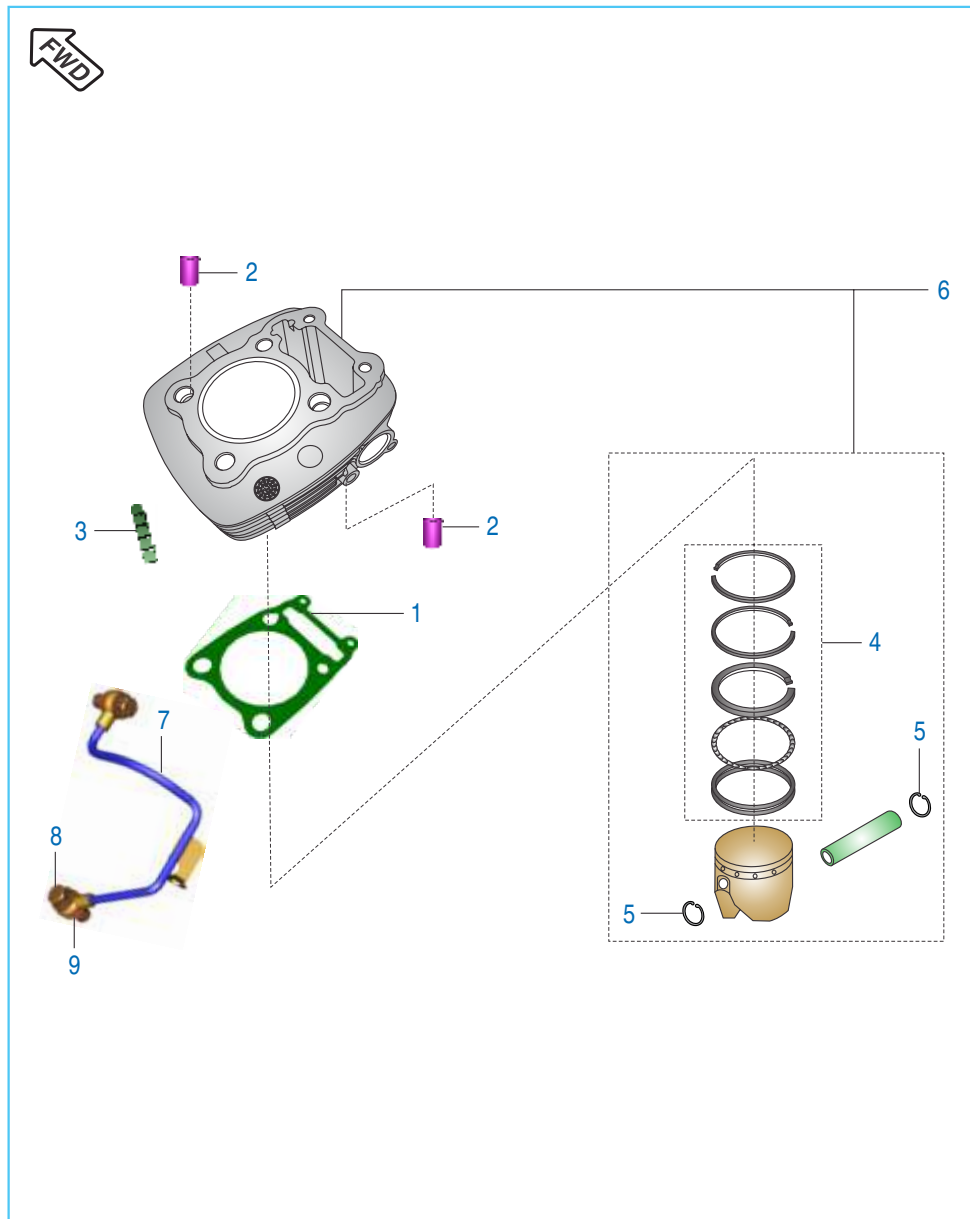
No.	Part No.	Description	Qty.	Remarks
1	DK 1017 48	Rocker Arm Shaft - Intake	1	
2	DK 1017 51	Rocker Arm Shaft - Exhaust	1	
3	DK 1017 55	Rocker Arm Assembly	2	
4	DG 1010 29	Cotter valve	4	
5	39 2017 19	Seal valve stem	2	
6	DK 1013 26	Valve Repair Kit	1	Refer Page No. 106
7	DK 1013 27	Valve Kit	1	Refer Page No. 105
8	DH 1012 95	Wave washer	2	
9	39 2440 11	Plain washer	4	

Camshaft / Tensioner



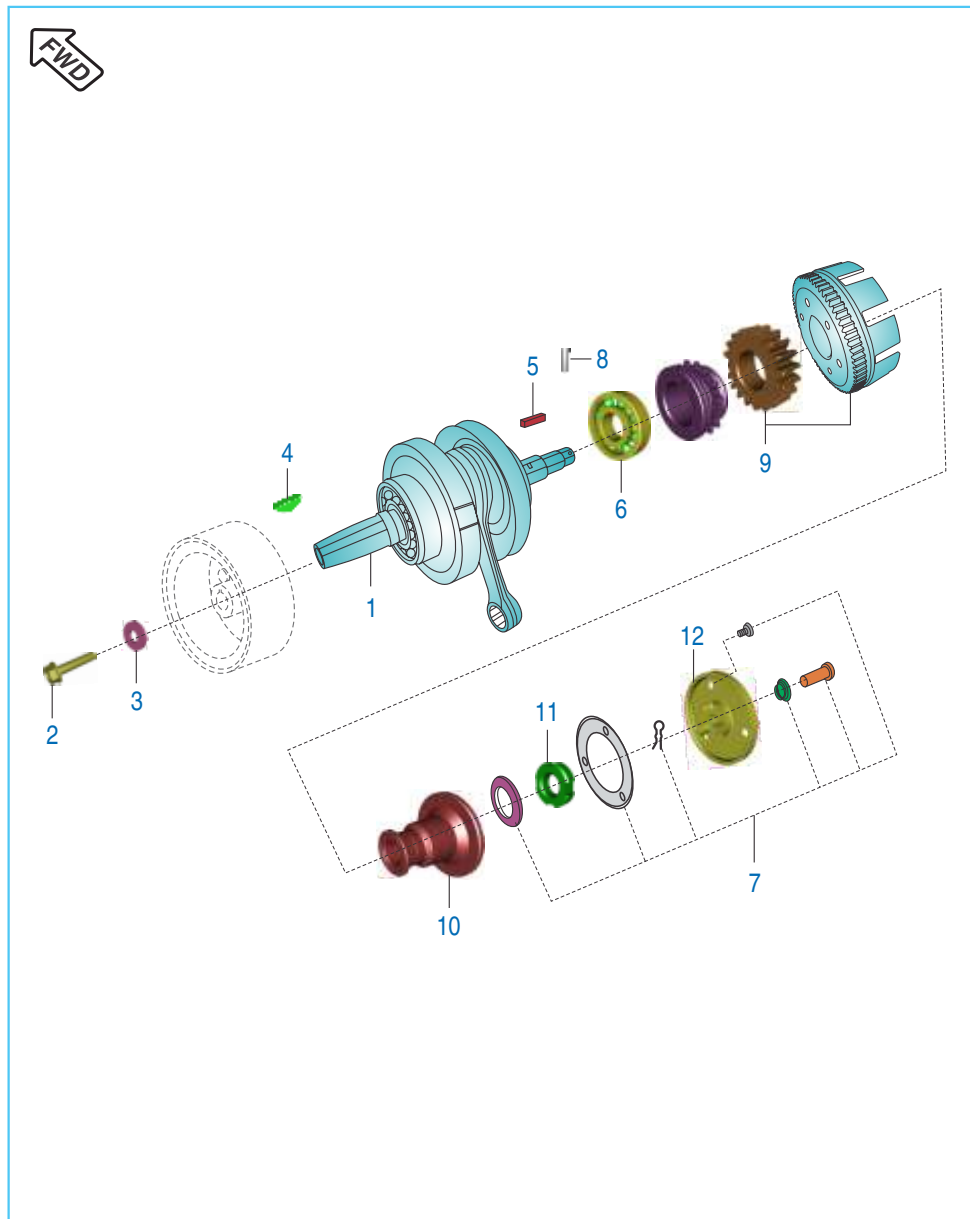
No.	Part No.	Description	Qty.	Remarks
1	39 2669 21	Ring 'O' Tension assly	1	
2	PD 5112 24	Camshaft Assembly	1	
3	39 2542 20	Bearing Ball -15X42X13	1	
4	39 2617 20	Bearing Ball 6002 C3	1	
5	36 DH40 30	Guide chain Kit	1	Refer Page No.105
6	PD 5112 29	Sprocket cam Driven	1	
7	DH 1014 12	Collar cam Sprocket	1	
8	DH 1010 48	Special camshaft washer	1	
9	59 0400 31	Hex. Soc. Head cap Bolt	1	
10	JC 1010 35	Cam Chain	1	
11	DH 1013 92	Cam chain Tensioner pivot Bolt	1	
12	JC 1010 34	Tensioner Assly	1	
13	39 1673 04	Hex Bolt / Flange	2	
14	CS 1011 28	Tensioner assly. gasket	1	
15	DD 1010 62	Bolt	1	

Cylinder and Piston



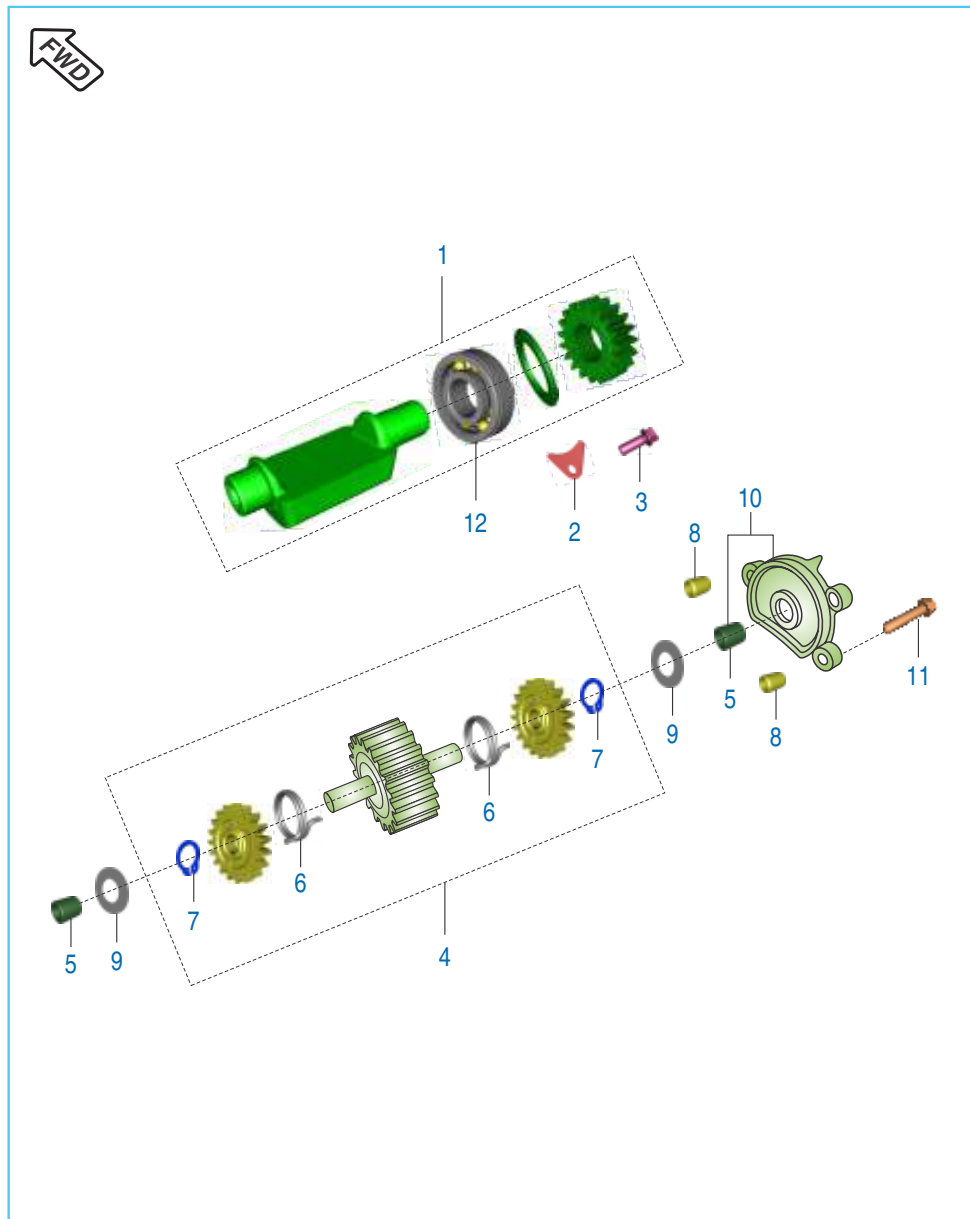
No.	Part No.	Description	Qty.	Remarks
1	DH 1010 16	Gasket Cylinder	1	
2	39 2181 06	Pin dowel	4	
3	DH 1014 14	Damper	6	
4	36 DJ40 08	Ring Set Piston	1	
5	DH 1016 71	Ring Snap	2	
6	DH 1018 64	Kit Cylinder Block / Piston Assly.	1	
7	DK 1015 92	Oil cooler pipe	1	
8	DD 1210 07	Bolt special	2	
9	31 1210 06	Washer copper (Gasket)	4	

Crankshaft



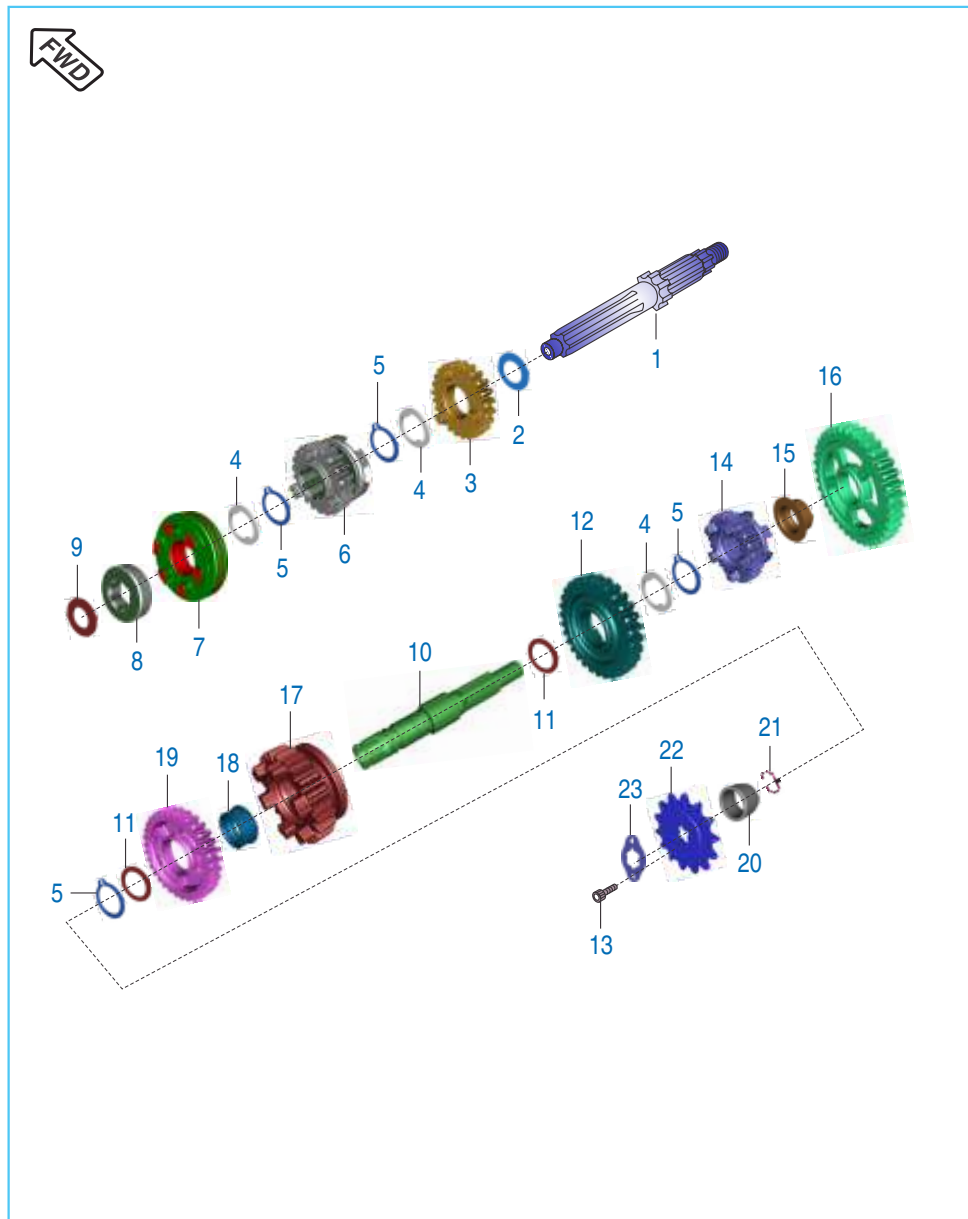
No.	Part No.	Description	Qty.	Remarks
1	JM 1010 08	Crankshaft assly. comp.	1	
2	39 2183 04	Bolt	1	
3	39 2165 11	Plain washer	1	
4	31 1011 73	Key woodruff	1	
5	DS 1011 54	Parallel key	1	
6	39 1931 20	Bearing Ball	2	
7	36 DK00 07	Kit centrifugal over screw oil filter	1	Refer Page No. 106
8	39 2203 07	Parallel pin	1	
9	36 DK00 38	Kit Gear Primary Drive & Driven	1	Refer Page No. 106
10	DH 1010 64	Body centrifugal oil filter	1	
11	DH 1011 95	Nut primary drive	1	
12	DH 1010 65	Cover centrifugal oil filter	1	

Balancer & Balancer Idler Gear



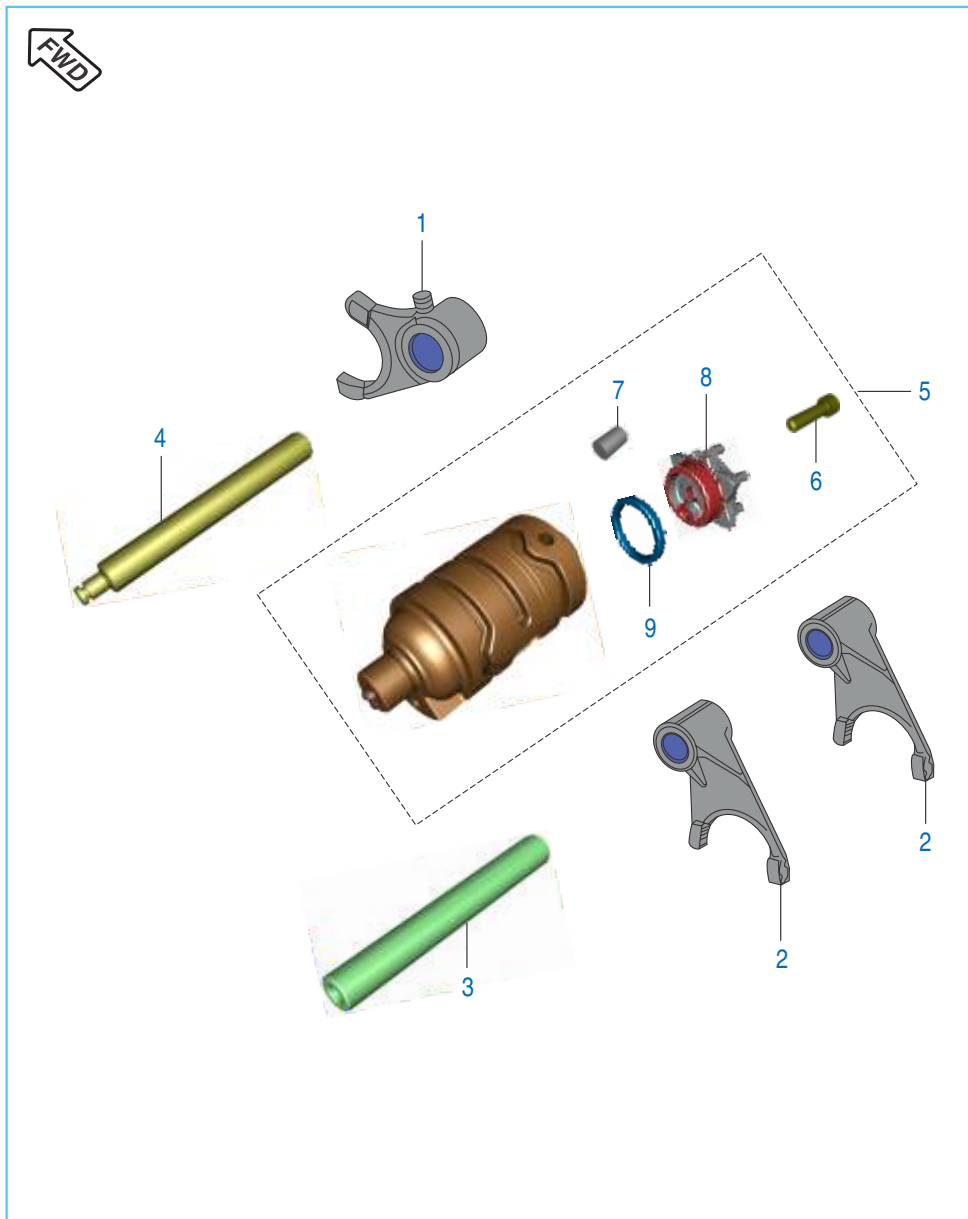
No.	Part No.	Description	Qty.	Remarks
1	DH 1021 04	Body Balancer Assly.	1	
2	DH 1010 72	Bearing stopper	1	
3	DH 1013 85	Bolt stopper	1	
4	DJ 1011 34	Gear Complete Balancer Idler	1	
5	39 2152 20	Needle roller bearing	2	
6	DJ 1011 33	Spring torsion Balancer Idler	2	
7	39 2557 17	Circlip ext.	2	
8	39 1686 06	Dowel Pin	2	
9	39 1620 11	Spring steel washer (Plain Washer)	2	
10	52 DH01 77	Balancer Idler Holder	1	
11	39 1674 04	Hex bolt with flange	3	
12	59 2000 28	Bearing Balancer	1	

Transmission



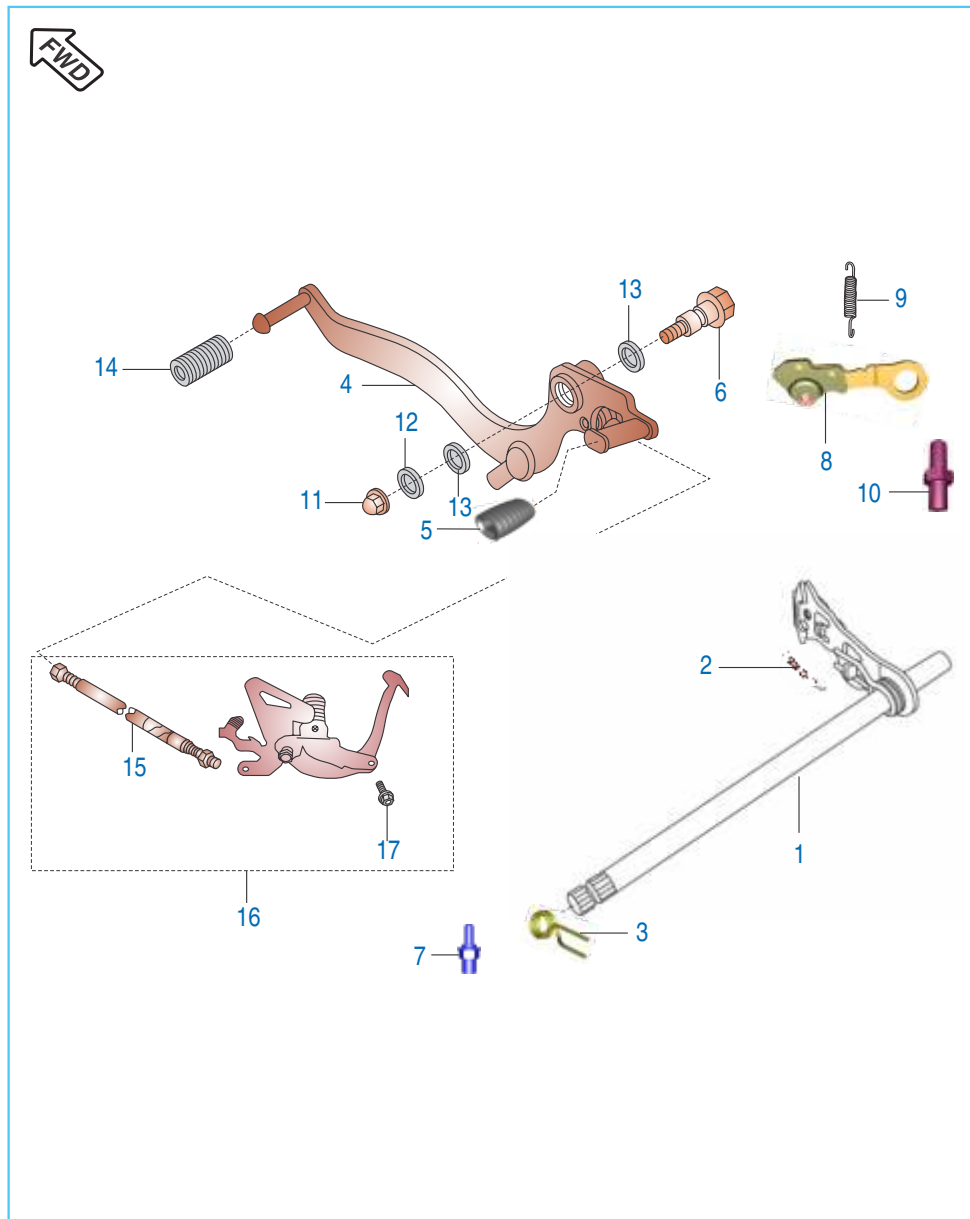
No.	Part No.	Description	Qty.	Remarks
1	PD 5510 33	Shaft Input Trans Sub Assly	1	
2	39 2158 11	Washer plain	1	
3	DK 1011 03	Gear 4th Drive	1	
4	DH 1010 79	Washer Spline	3	
5	DH 1012 35	External Circlip	4	
6	DK 1011 02	Gear 3rd Drive	1	
7	DK 1011 04	Gear 5th drive	1	
8	DH 1010 84	Gear 2nd drive	1	
9	39 2160 11	Plain washer	1	
10	DK 1011 44	Shaft Output Trans Sub Assly	1	
11	DH 1013 36	Washer Thrust	2	
12	DH 1011 08	Gear 3rd Driven	1	
13	DH 1013 83	Bolt (Sprocket mtg)	2	
14	PD 5512 03	Gear 4th Driven	1	
15	DH 1011 11	Bush 1st driven	1	
16	PD 5512 01	Gear 1st driven	1	
17	PD 5512 04	Gear 5th Driven	1	
18	DH 1013 19	Bush 2nd driven	1	
19	PD 5512 02	Gear 2nd Driven	1	
20	DK 1012 45	Collar Sprocket	1	
21	DK 1013 52	'O' Ring Sprocket Collar	1	
22	DV 1010 48	Sprocket Drive	1	
23	DJ 1010 63	Plate Drive Sprocket	1	

Change Drum / Shift Fork



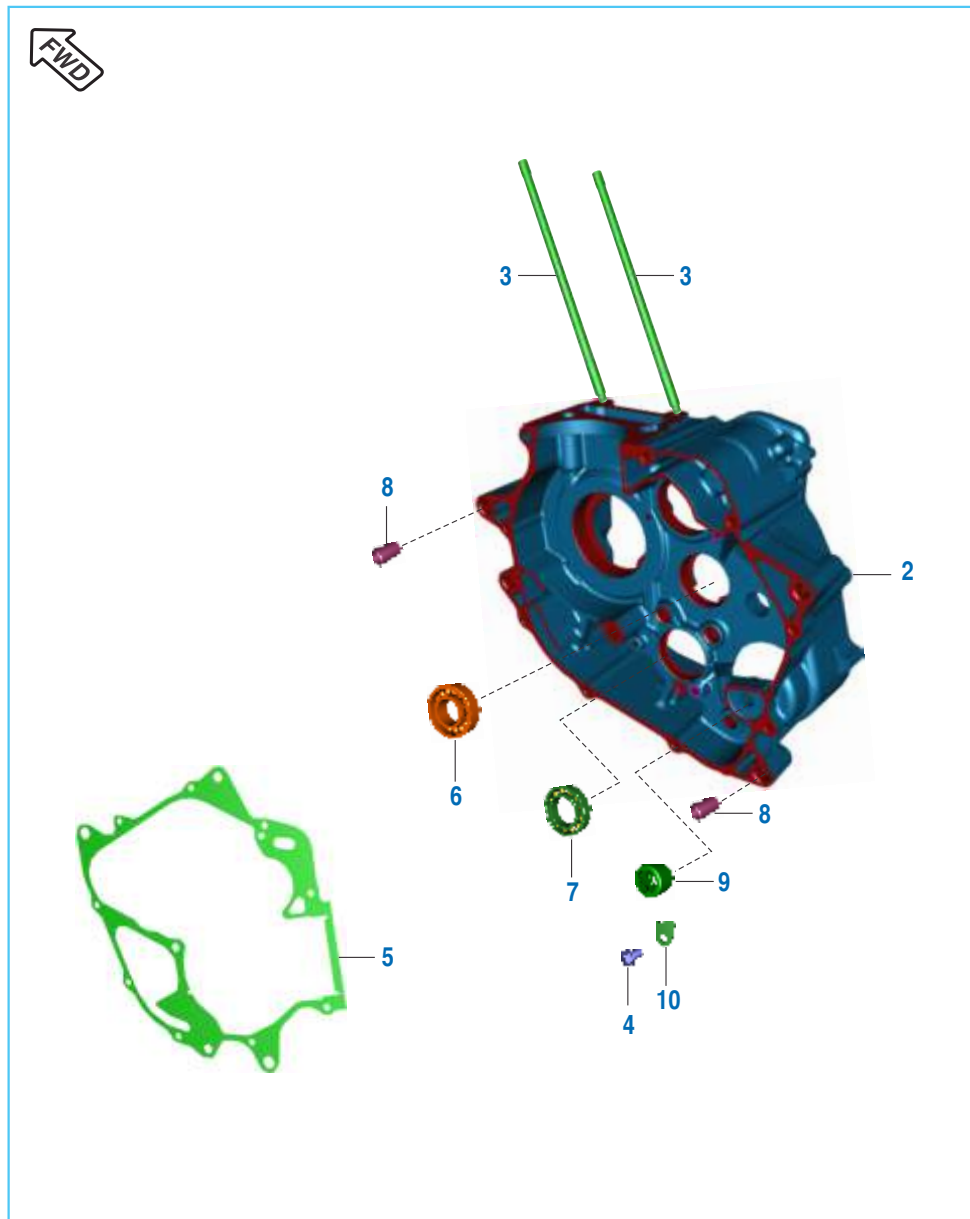
No.	Part No.	Description	Qty.	Remarks
1	DK 1011 33	Fork Gear Shift Input	1	
2	DK 1011 34	Fork Gear Shift output	2	
3	DH 1011 46	Shaft Gear Shift Fork	1	
4	DH 1014 93	Shaft Gear Shift Fork	1	
5	DK 1017 32	Assly Drum Comp. Gear Shift	1	
6	39 2639 04	Bolt Socket	1	
7	39 2606 07	Parallel pin	1	
8	DK 1013 61	Guide Gear Shifter	1	
9	DH 1014 96	Spacer	1	

Gear Change Mechanism



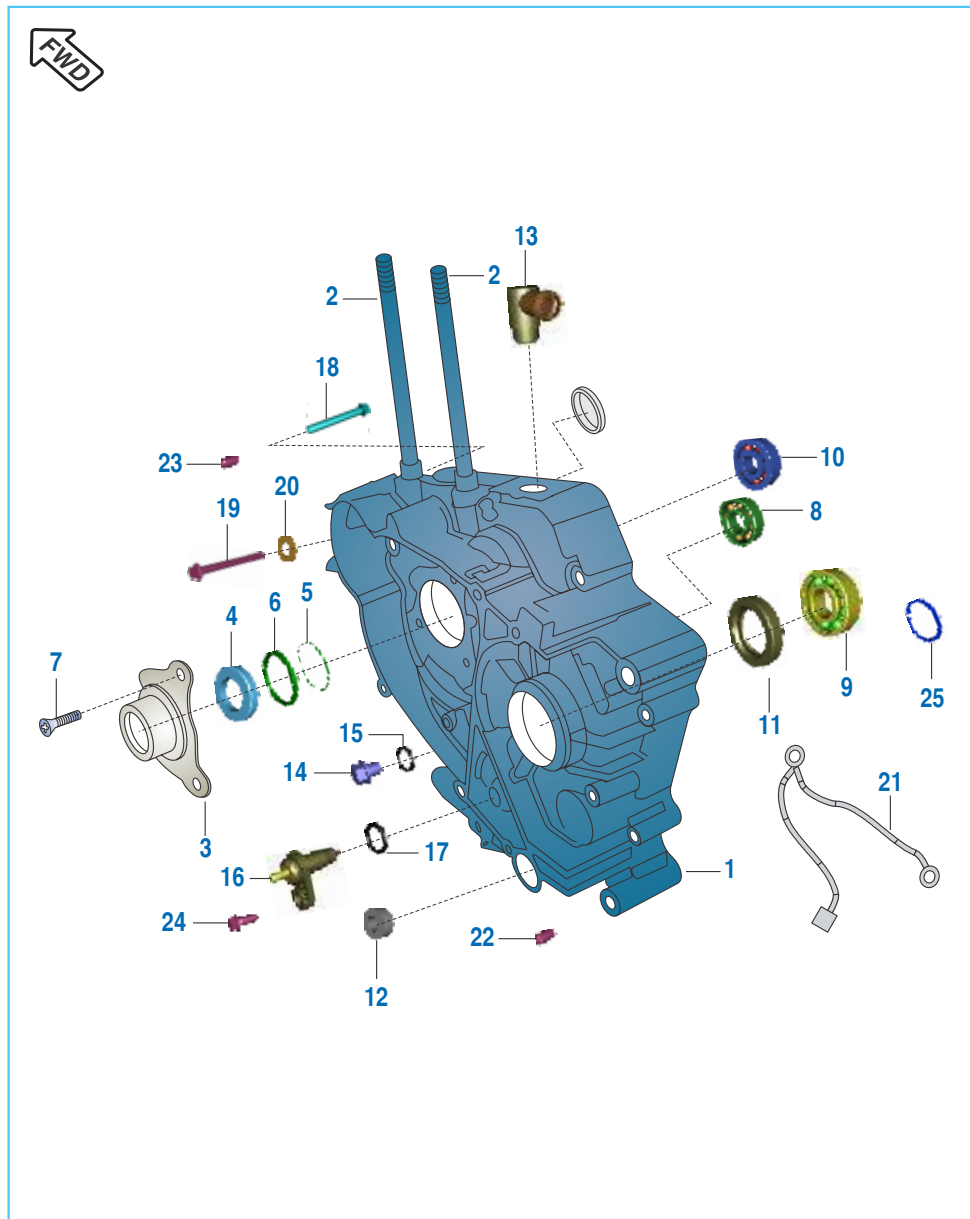
No.	Part No.	Description	Qty.	Remarks
1	DH 1017 05	Lever comp. Gear Shifter	1	
2	DH 1017 14	Spring Gear Shift	1	
3	DH 1011 44	Spring Gear Shifter return	1	
4	52 DV00 52 DV 1010 39	Lever comp. change	1	
5	DG 1013 39	Damper change pedal (Rear)	1	
6	DG 1011 87	Bolt Pivot lever	1	
7	DH 1013 93	Bolt Gear Shift drum Stopper	1	
8	DH 1015 03	Stopper gear shifter drum	1	
9	DK 1012 53	Spring gear shifter drum stopper	1	
10	DH 1013 94	Bolt shift change pre coated	1	
11	39 2228 15	Domed cap Nut	1	
12	39 2400 11	Washer	1	
13	39 1998 19	Oil Seal	2	
14	DG 1011 88	Damper Change Pedal (Front)	1	
15	DV 1010 34	Rod assly. Tie	1	
16	52 DV00 51	Lever Assly. Change	1	
17	39 2354 04	Hex. Bolt / Flange	1	

Engine Assembly & Crankcase RH



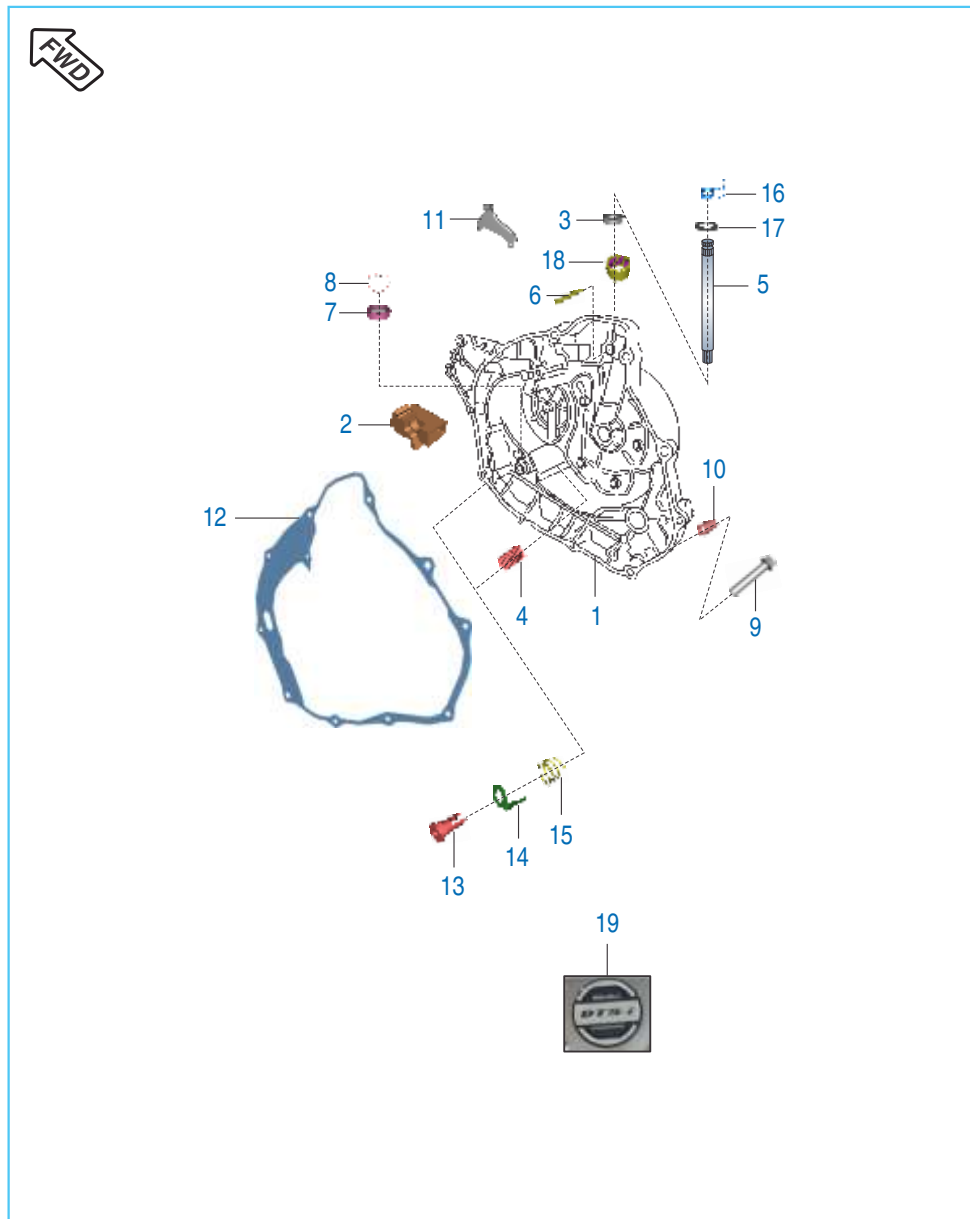
No.	Part No.	Description	Qty.	Remarks
1	PD 5010 09	Engine Assly	1	
2	36 PD00 13	Kit Assly Crankcase RH	1	Refer Page No.105
3	59 0500 02	Stud	2	
4	DH 1013 83	Bolt Flanged	1	
5	DH 1018 96	Gasket Crankcase	1	
6	39 2583 20	Bearing Ball (For Input shaft)	1	
7	39 2601 20	Bearing Ball (For Output shaft)	1	
8	39 2180 06	Dowel Pin	2	
9	59 2000 27	NRB (Bearing NRB NK)	1	
10	DH 1014 87	Plate Stopper	1	

Crankcase LH



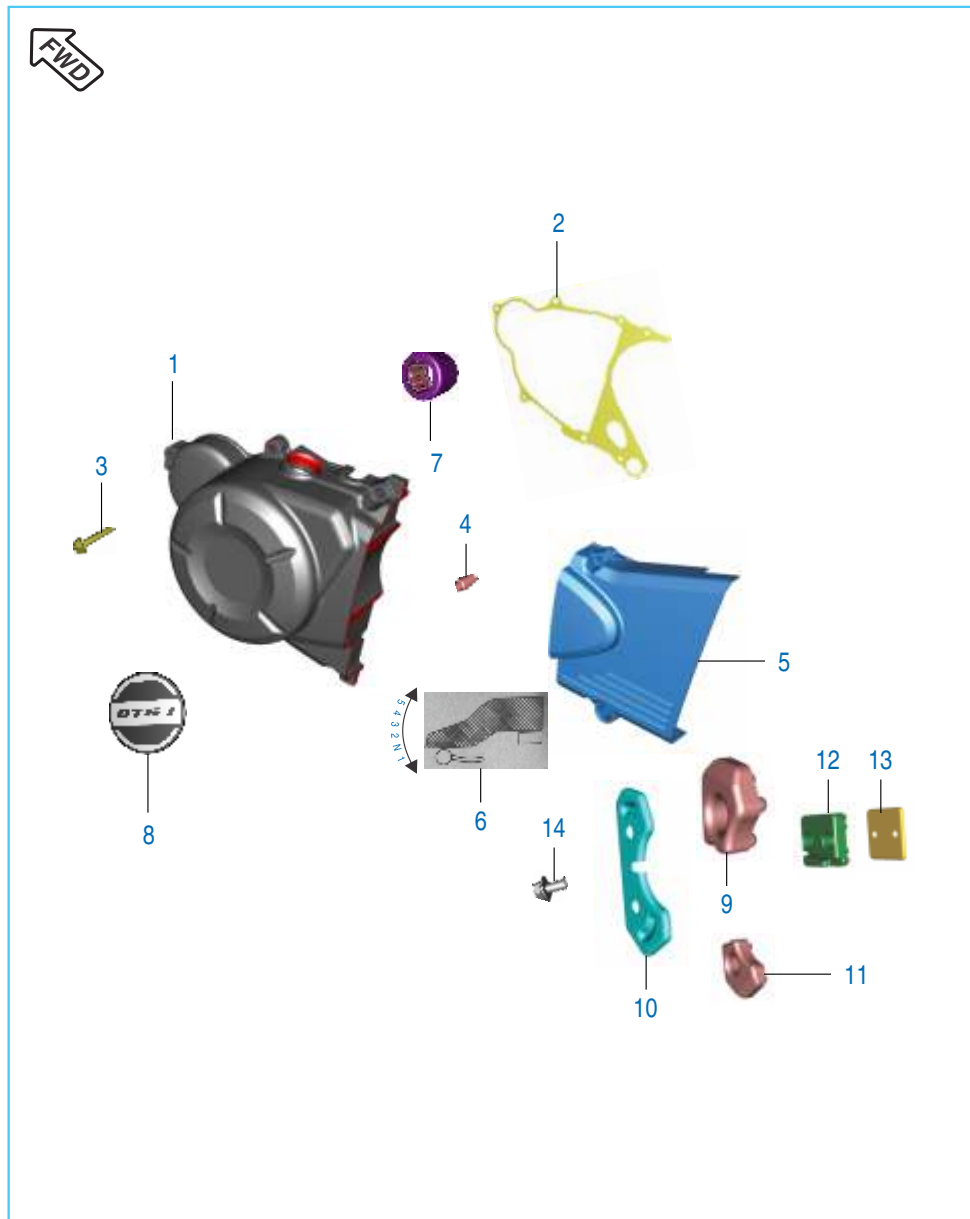
No.	Part No.	Description	Qty.	Remarks
1	36 PD00 14	Crankcase LH	1	Refer Page No.105
2	59 0500 02	Stud	2	
3	DK 1010 94	Guide starter assly	1	
4	39 2188 19	Oil Seal	1	
5	59 2100 06	'O' Ring	1	
6	DK 1010 97	Damper	1	
7	39 0752 01	C' Sunk Head Screw	3	
8	39 2603 20	Bearing Ball (For Input shaft)	1	
9	59 2000 06	Bearing Ball (For Output shaft)	1	
10	39 2185 20	Balancer LH Bearing	1	
11	30 1010 14	Oil Seal (For Output shaft)	1	
12	39 2190 19	Oil Seal (For Shift lever)	1	
13	DH 1012 03	Breather pipe fitting	1	
14	DH 1016 61	Plug (Drain Bolt)	1	
15	31 1011 06	Washer (Gasket For Drain Bolt)	1	
16	DK 1013 80	Switch comp. (Neutral)	1	
17	KJ AB10 19	'O' ring	1	
18	39 1677 04	Bolt	8	
19	39 2305 04	Bolt	1	
20	39 2448 11	Plain Washer	1	
21	DJ 2010 21	Cable assly. (Battery to Earth)	1	
22	39 2180 06	Hallow dowel pin	2	
23	39 2181 06	Hallow dowel pin	2	
24	DH 1013 85	Bolt M6X16 (Neutral Switch)	1	

Cover RH



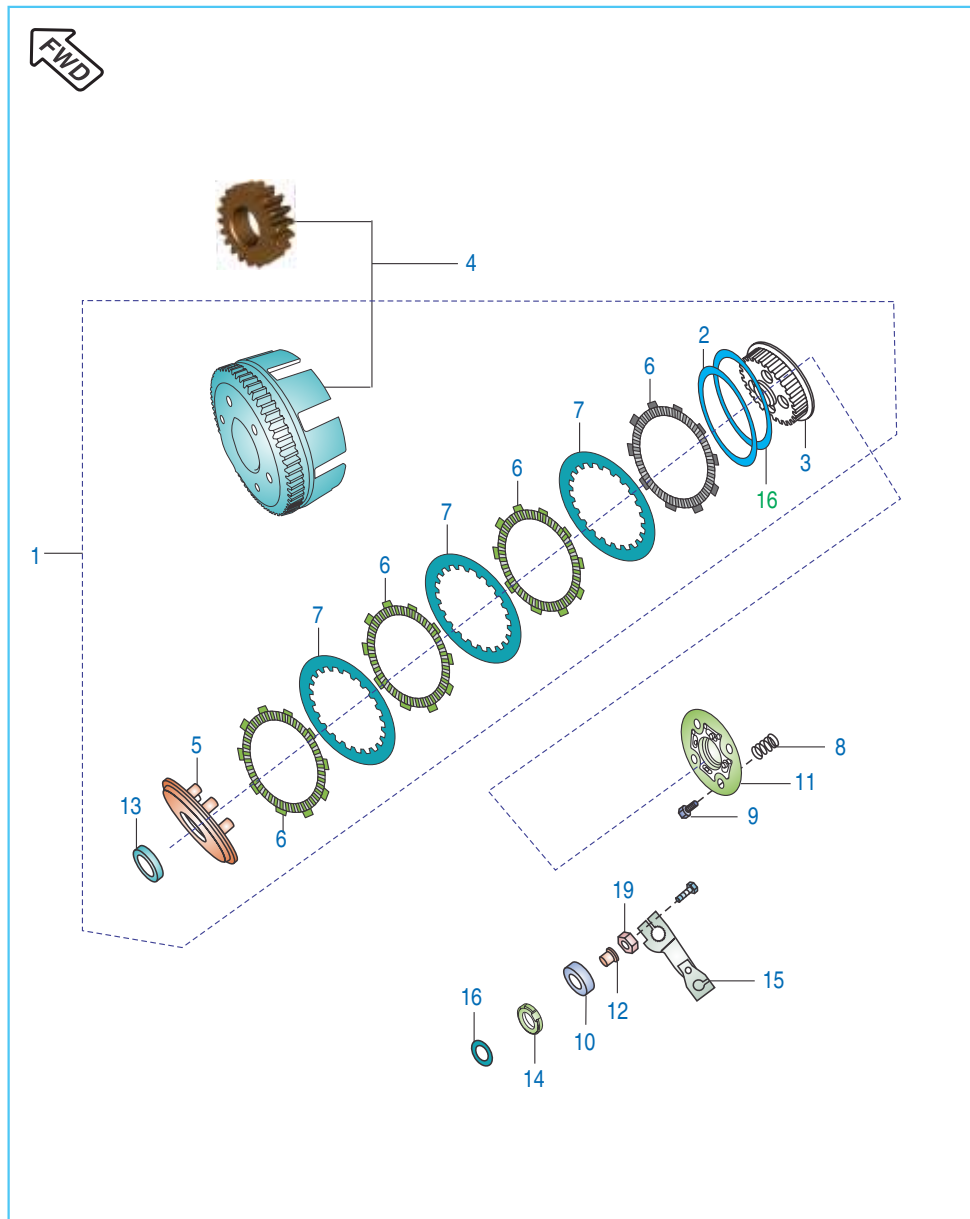
No.	Part No.	Description	Qty.	Remarks
1	36 PD00 12	Kit Assly CI Cover	1	Refer Page No.105
2	DH 1011 97	Grommet Breather	1	
3	39 1041 19	Oil Seal	1	
4	DH 1011 41	Rack	1	
5	DH 1011 42	Shaft clutch release	1	
6	DK 1012 51	Parallel pin	1	
7	DG 1014 18	Gauge	1	
8	DH 1021 17	Wire circlip	1	
9	DS 1013 53	Bolt	10	
10	39 0999 06	Pin Dowel	2	
11	DH 1010 18	Bracket Clutch Cable	1	
12	DH 1011 54	Gasket cover RH	1	
13	DK 1014 80	Plunger Oil	1	
14	DH 1210 11	Plate Plunger Oil	1	
15	DH 1210 12	Spring Joint 'A'	1	
16	DH 1015 44	Spring torsion clutch lever	1	
17	39 2443 11	Washer	1	
18	39 1990 20	NRB (Bering Needle)	2	
19	DK 1017 38	Decal Clutch Cover	1	

Cover Magneto



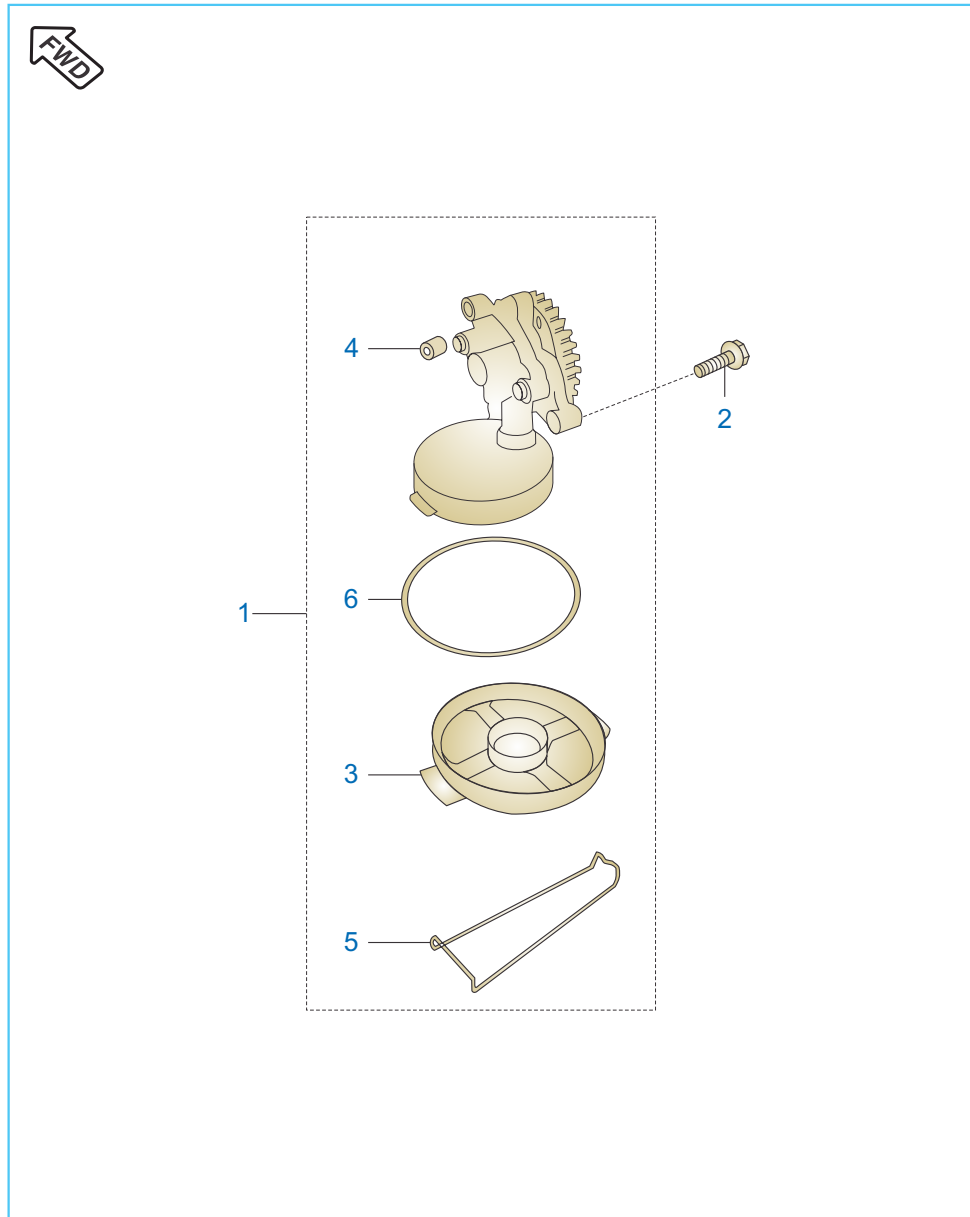
No.	Part No.	Description	Qty.	Remarks
1	52 PD01 35	Assly Cover Magneto	1	
2	DV 1010 42	Gasket Magneto cover	1	
3	39 1677 04	Bolt	8	
4	39 0999 06	Pin Dowel	2	
5	52 PD01 09	Assly Cover LH RR	1	
6	DJ 1612 28	Gear Shift Label	1	
7	AP 1010 43	NR bearing	1	
8	JE 5412 12	Decal Magneto Cover	1	
9	DH 1012 92	Damper A Cover LH RR	1	
10	DH 1012 93	Plate Damper A Cover LH RR	1	
11	DH 1012 94	Damper B Cover LH RR	1	
12	JM 1000 40	Damper C Cover LH RR	1	
13	JM 1000 41	Plate Damper Cover LH RR	1	
14	DH 1013 88	Bolt	4	

Clutch



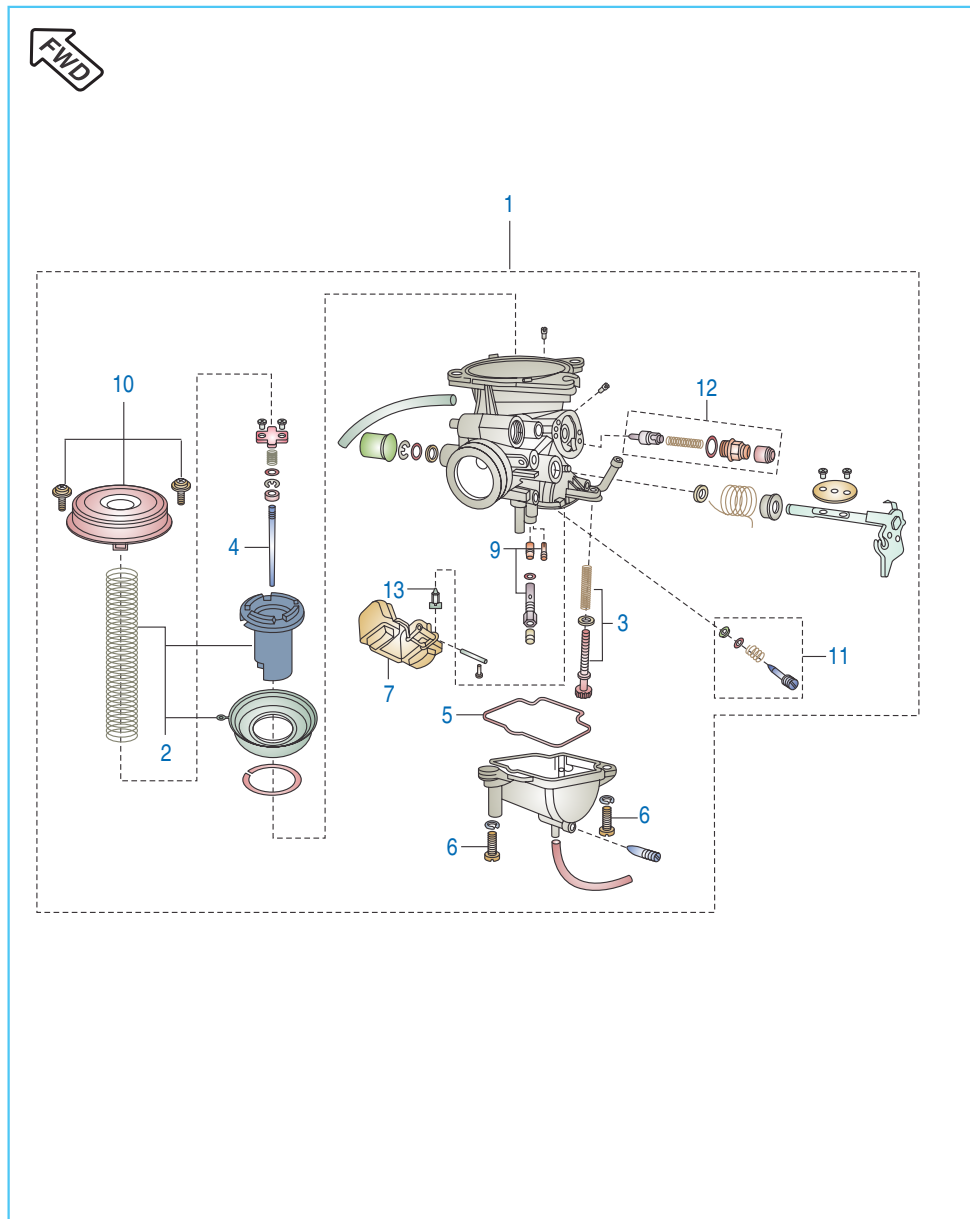
No.	Part No.	Description	Qty.	Remarks
1	PD 5514 00	Clutch assembly comp.	1	
2	DK 1015 71	Spring Judder	1	
3	DH 1018 62	Clutch Center	1	
4	36 DK00 38	Kit Gear Primary Drive & Driven	1	Refer Page No.106
5	DK 1015 69	Plate Clutch pressure	1	
6	36 PD00	Friction Plate Kit	1	
7	DK 1015 65	Plate Clutch	4	
8	PD 5514 27	Spring Clutch	5	
9	DK 1015 74	Bolt	5	
10	39 2617 20	Bearing Clutch lifter thrust	1	
11	DK 1015 73	Holder Clutch (Plate Clutch Lifter)	1	
12	DH 1011 41	Rack Clutch Push	1	
13	DK 1011 26	Spacer Clutch	1	
14	DH 1016 48	Nut Primary drive lock	1	LH Thread
15	DK 1016 36	Lever Assly. Clutch	1	
16	DK 1015 70	Seat Judder Spring	1	
17	DK 1015 70	Judder Spring	1	

Oil Pump



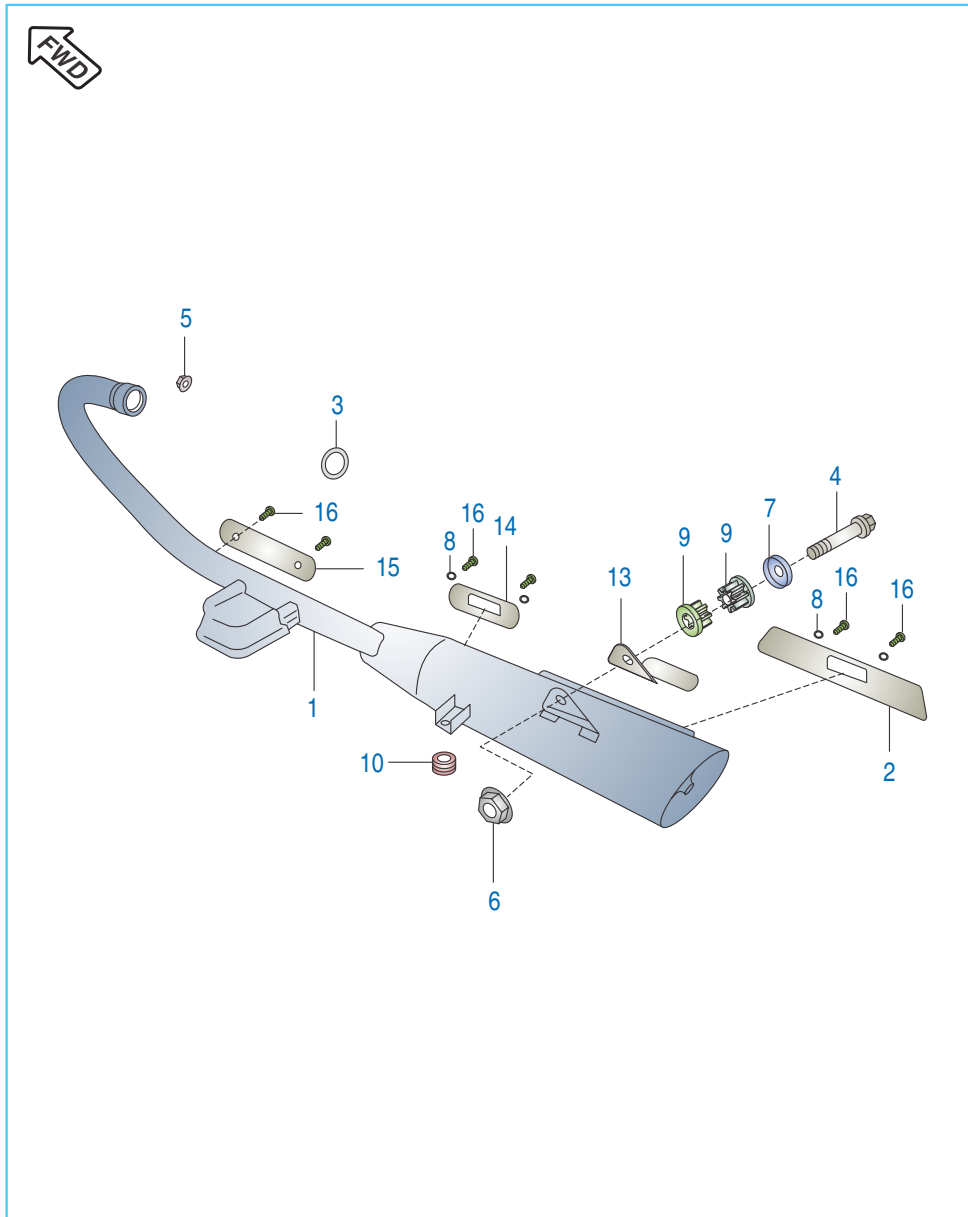
No.	Part No.	Description	Qty.	Remarks
1	52 DH01 69	Oil Pump Assly	1	
2	39 1674 04	Hex. Bolt with flange	3	
3	DH 1210 10	Mesh filter Oil pump	1	
4	39 1686 06	Hollow dowel pin	1	
5	DH 1210 35	Clip Mesh Oil filter	1	
6	39 2194 21	'O' Ring	1	

Carburettor



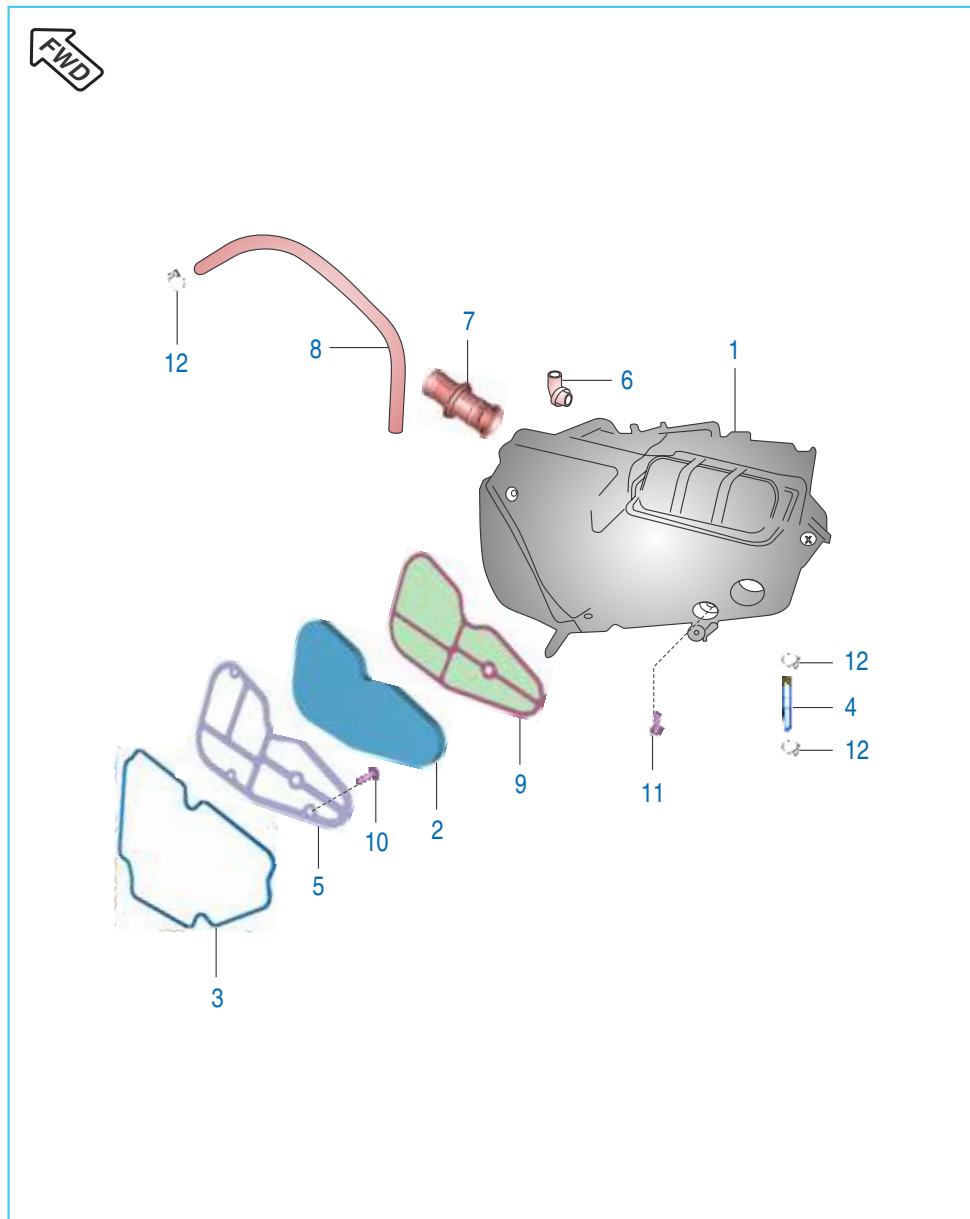
No.	Part No.	Description	Qty.	Remarks
1	PD 5812 15	Carburettor Assly.	1	
2	36 PD00 34	Vacuum Piston Kit	1	
3	DH 1211 68	Idling Screw Kit	1	
4	DH 1211 73	Jet Needle(jn)	1	
5	DH 1210 57	"O" Ring	1	
6	JA 5812 33	Screw	2	
7	DH 1211 62	Float Assly.	1	
8	36 PD00 33	Jet Kit	1	
9	DH 1211 67	Float Body Assly Kit	1	
10	DH 1211 70	Top Cap Assly Kit	1	
11	DH 1211 69	Pilot Screw	1	
12	XX XX XX	Plunger Assembly	1	
13	DH 1210 93	Needle Assembly	1	

Silencer Assembly



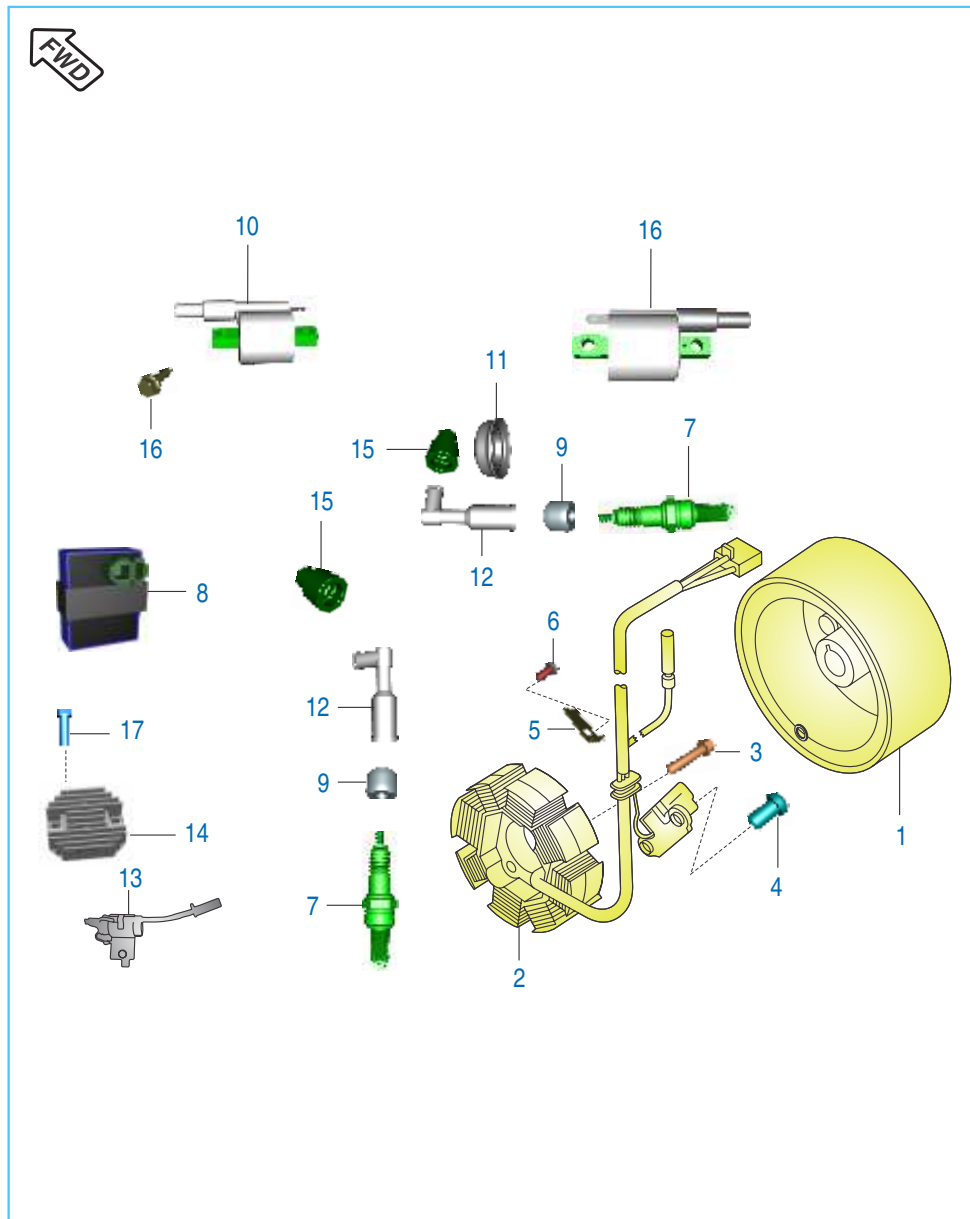
No.	Part No.	Description	Qty.	Remarks
1	YP D020 01	Silencer without Shields	1	
2	JM 1010 27	Shield Exhaust Rear	1	
3	DG 1014 17	Gasket Exhaust	1	
4	DG 1012 85	Bolt	1	
5	39 2228 15	Domed cap Nut	2	
6	39 1225 15	Nut flanged	1	
7	DG 1012 49	Washer	1	
8	PD 5911 00	Washer Shield	4	Shield Mounting
9	DG 1012 51	Bushing rubber, muffler	2	
10	DG 1611 24	Damper	1	
11	39 2492 11	Plain Washer	1	Exhaust chamber
12	39 2754 04	Bolt	1	Exhaust chamber
13	PD 2312 04	Guard Muffler	1	
14	JM 1010 22	Shield Exhaust Front	1	
15	PD 5910 23	Shield Exhaust Rider	1	
16	PD 5911 01	Truss Screw	6	Shield Mounting

Air Cleaner



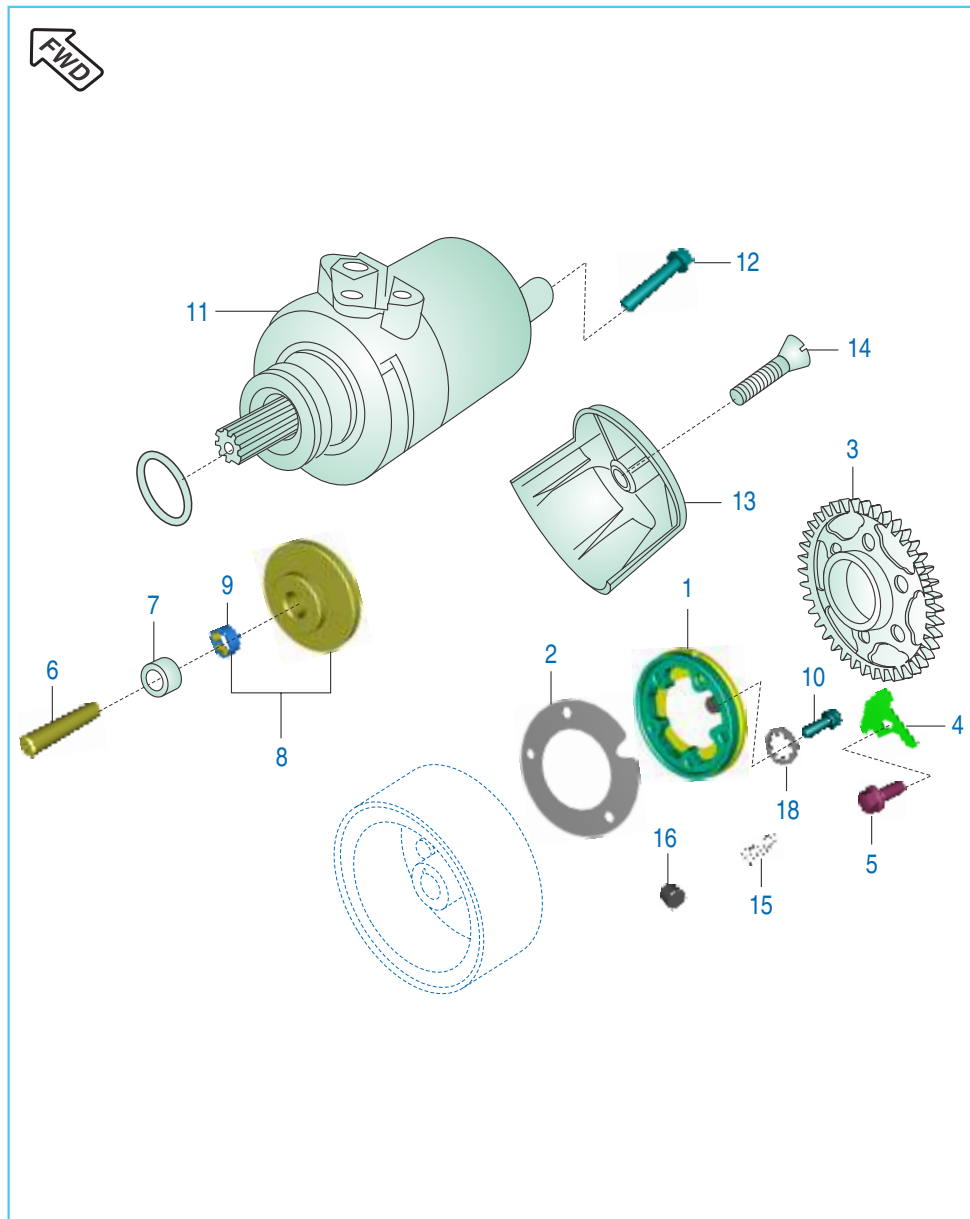
No.	Part No.	Description	Qty.	Remarks
1	PD 5810 13	Air Filter Assly.	1	
2	DG 1210 10	Element Air filter	1	
3	DG 1210 12	Gasket Air filter	1	
4	DV 1010 59	Tube Drain Air Filter	1	
5	DG 1210 14	Plate Element	1	
6	PD 5810 08	Tube Breather	1	
7	JM 1010 17	Connecting tube	1	
8	DG 1210 20	Tube Drain	1	
9	DG 1210 23	Flame Arrester	1	
10	39 2044 01	Screw	5	
11	39 2044 01	Screw	5	
12	JK 5110 02	Clamp	2	
13	DG 1210 02	Clamp	1	
14	DS 1211 26	Plug	1	

Magneto / CDI / Spark Plug / H.T. Coil



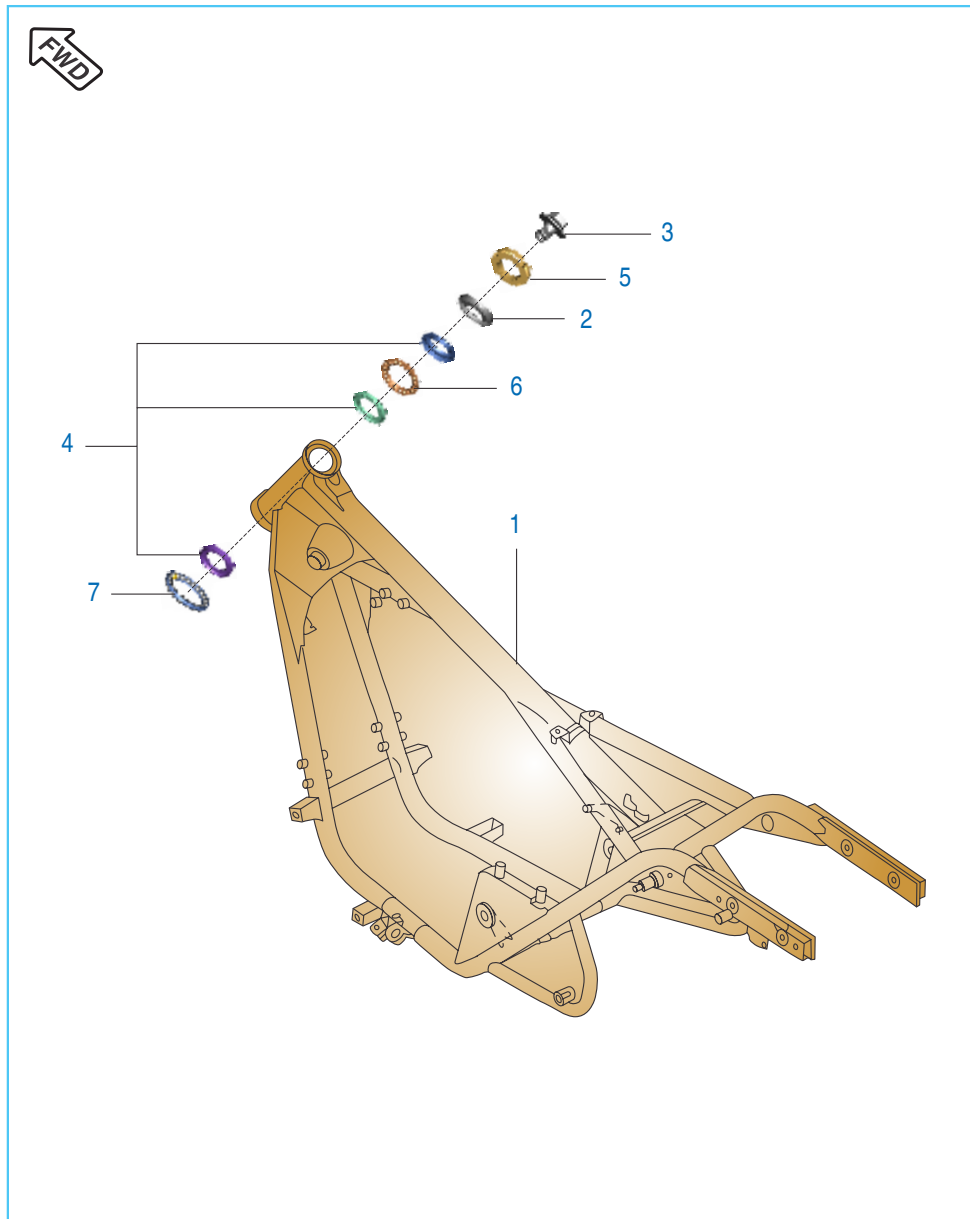
No.	Part No.	Description	Qty.	Remarks
1	JC 1110 28	Rotor	1	
2	PD 3510 02	Stator Assly. comp	1	
3	39 1674 04	Hex. Bolt with Flange	1	
4	DH 1013 81	Pan Head Screw	2	
5	DH 1011 99	Stopper plate (wiring harness)	1	
6	DH 1013 80	Screw Pan head	1	
7	DG 1110 08	Spark plug	2	
8	PD 3512 15	C.D.I Assly. / Damper	1	
9	DH 1110 13	Grommet Spark Plug cap	2	
10	PD 3512 20	H.T. Coil With Cable LH	1	
11	DH 1110 16	Grommet Sleeve Spark Plug	1	
12	AP 1110 12	Cap Spark Plug	2	
13	PD 4020 02	Capacitor with bracket	1	
14	PD 4020 04	Regulator Voltage	1	
15	DD 1110 12	Grommet H.T. Cable	2	
16	PD 3512 22	H.T. Coil With Cable RH	1	
17	39 19500 4	Bolt	2	

Starter Motor & Starter Assembly



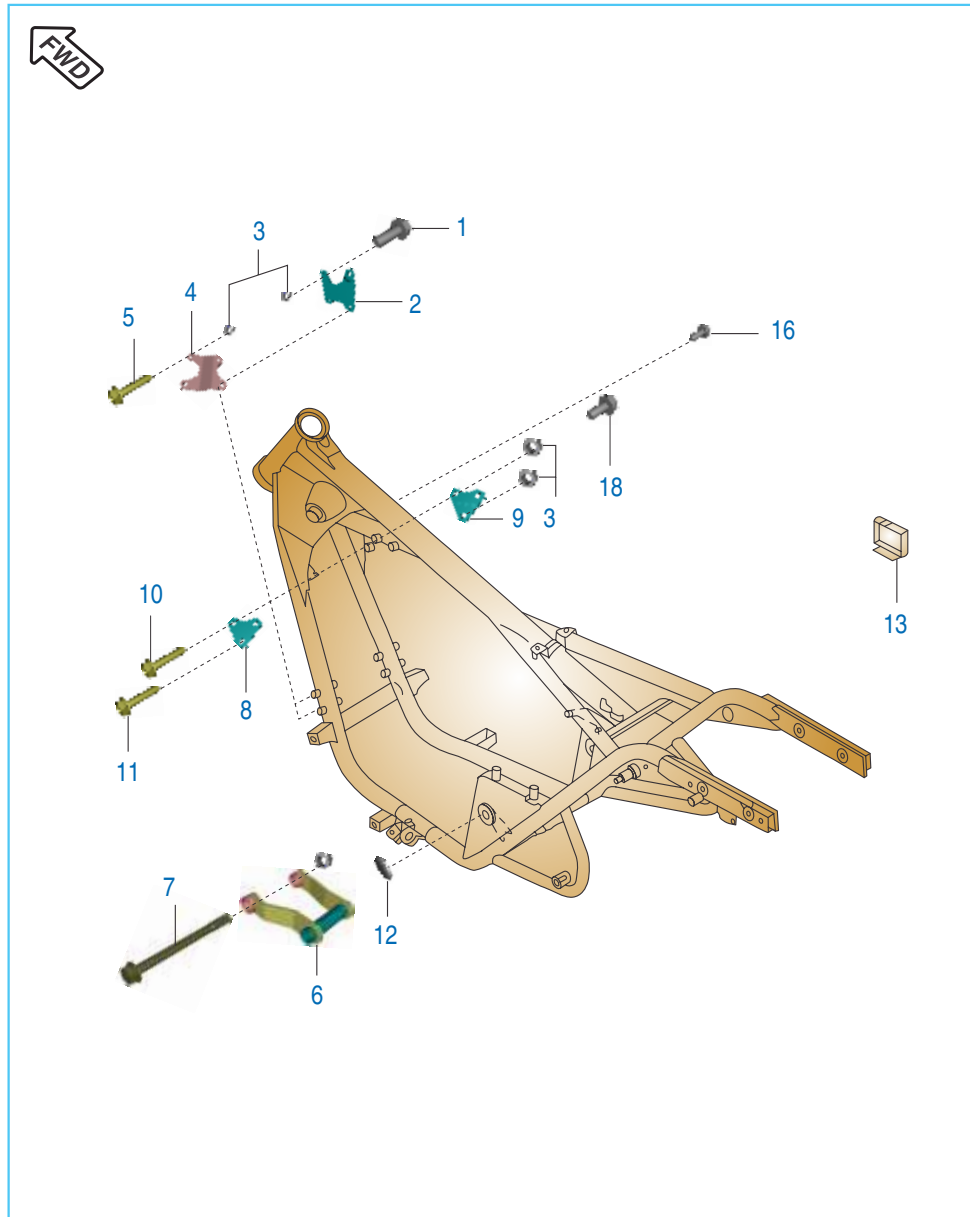
No.	Part No.	Description	Qty.	Remarks
1	36 DK00 76	Body comp. starter clutch	1	
2	DK 1016 05	Plate roller clutch	1	
3	JC 1011 14	Gear starter clutch	1	
4	DH 1015 81	Plate starter clutch gear return	1	Stopper plate
5	DH 1013 85	Bolt	1	For stopper plate
6	DK 1011 76	Shaft starter counter	1	
7	DH 1011 72	Collar starter counter	1	
8	JC 1011 15	Gear comp. starter counter assly.	1	
9	59 2000 07	Needle roller bearing	1	
10	DH 1013 82	Bolt socket	3	
11	PD 3516 04	Starter Motor	1	
12	DS 1013 53	Bolt	2	
13	PD 3516 01	Cover starter motor	1	
14	DH 1013 89	Slotted c'sunk screw	1	
15	36 DK00 77	Kit Spring comp st. clutch	1	
16	DH 1011 63	Roller	5	
17	36 DK00 45	Molicoat grease	1	N.I.
18	39 0849 14	Star Washer	3	

Frame & Frame Fittings



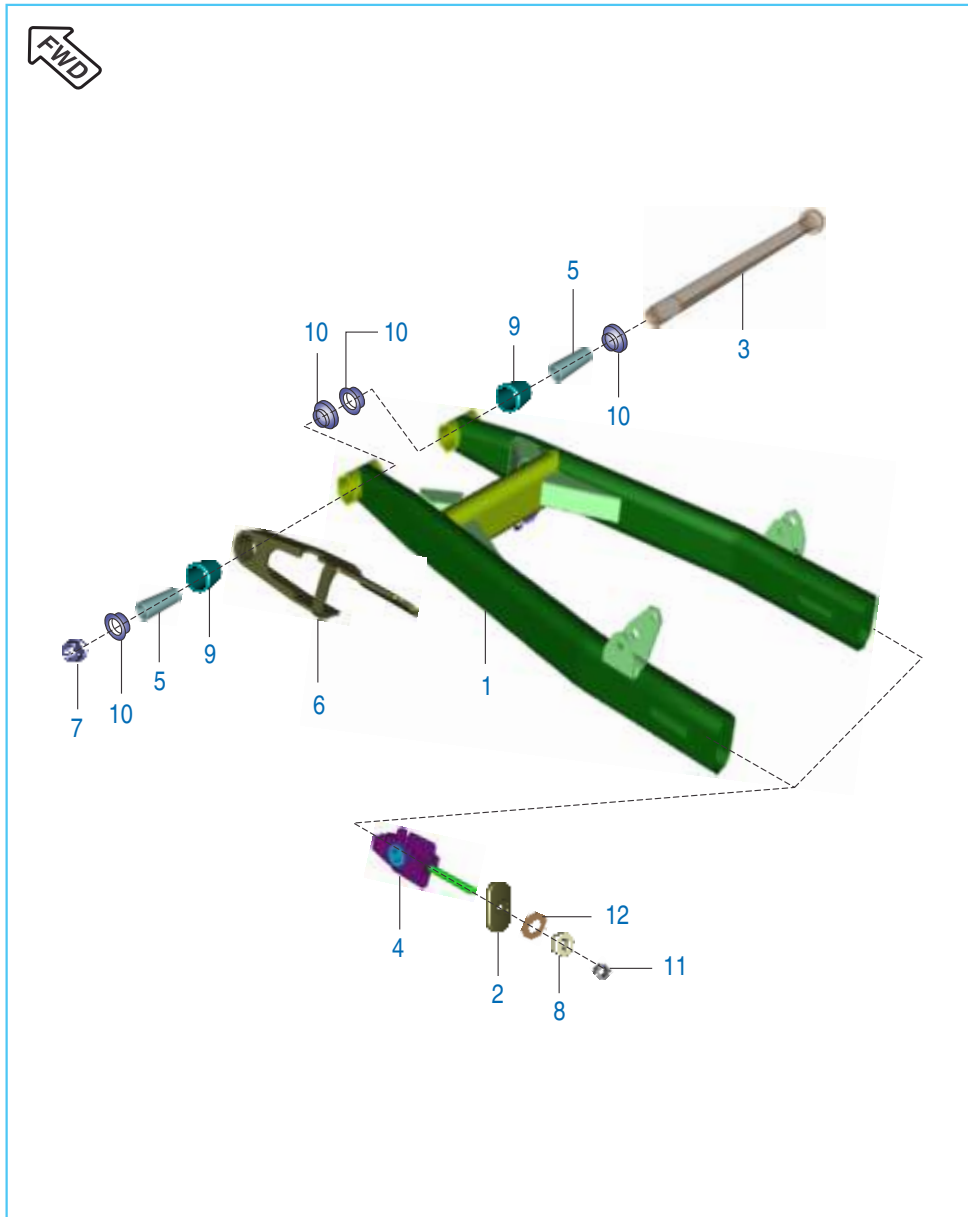
No.	Part No.	Description	Qty.	Remarks
1	PD 1110 36	Frame Assly comp.	1	
2	DK 1810 76	Cap Steering Stem	1	
3	DG 1810 44	Bolt flanged	1	
4	36 DV00 07	Steering Cone Kit	1	Refer Page No.106
5	DG 1810 48	Nut	1	
6	30 1012 36	Ball Steel	39	

Frame Fitting



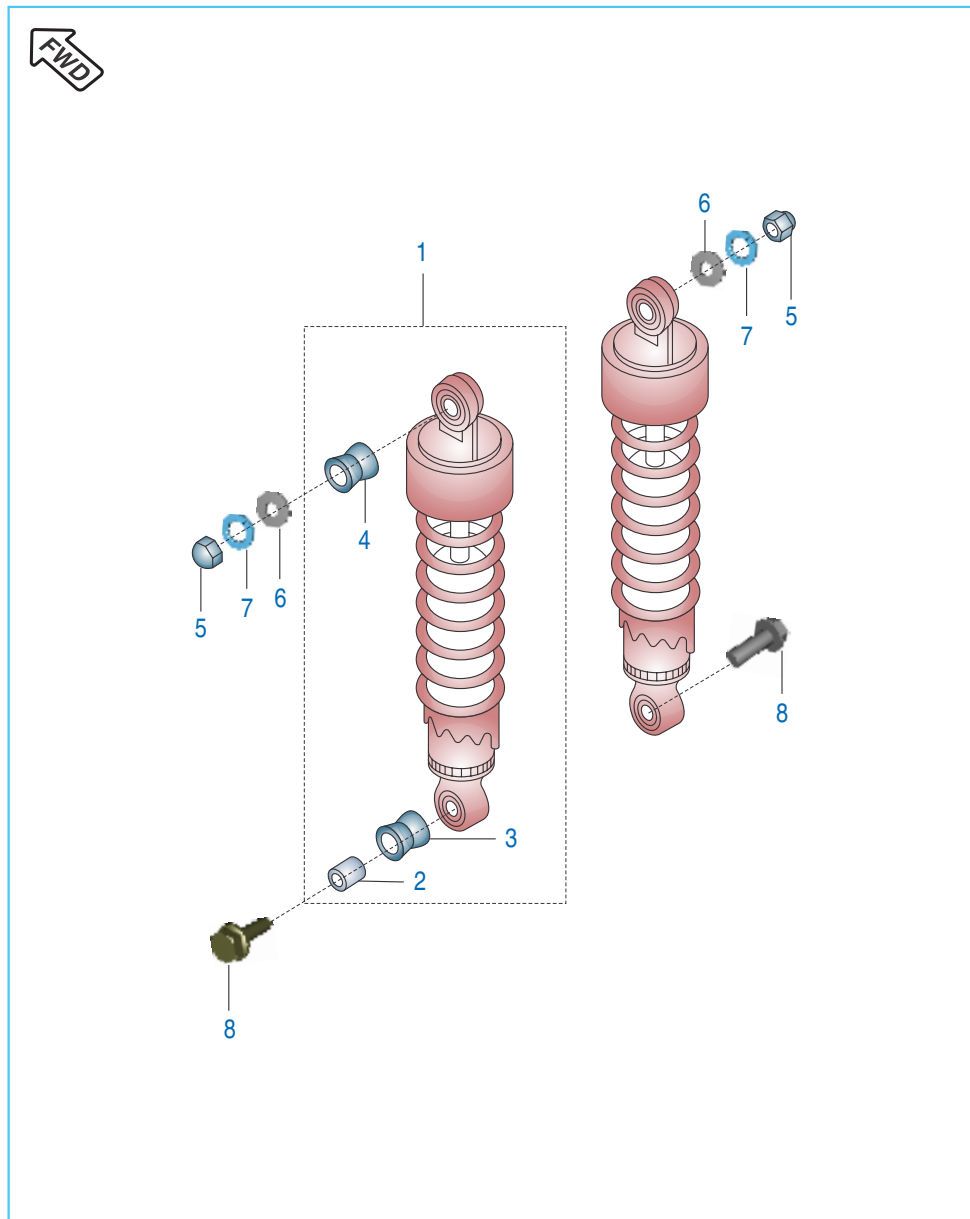
No.	Part No.	Description	Qty.	Remarks
1	59 0400 42	Bolt, Flanged	1	
2	JM 1610 03	Bracket, Engine Mtg. Front RH	1	
3	39 1970 15	Hex Nut	11	
4	JM 1610 02	Bracket, Engine Mtg. Front LH	1	
5	39 1967 04	Bolt	4	
6	JM 1610 23	Bracket, Engine Rear	1	
7	59 0400 43	Bolt, Allen	1	
8	PD 1134 10	Bracket, Engine Top LH	1	
9	PD 1134 11	Bracket, Engine Top RH	1	
10	39 2455 04	Bolt	4	
11	39 2157 04	Bolt	1	
12	DG 1611 54	Cap, Pivot	2	
13	DG 1611 65	Cap, Tool case	1	

Swing Arm



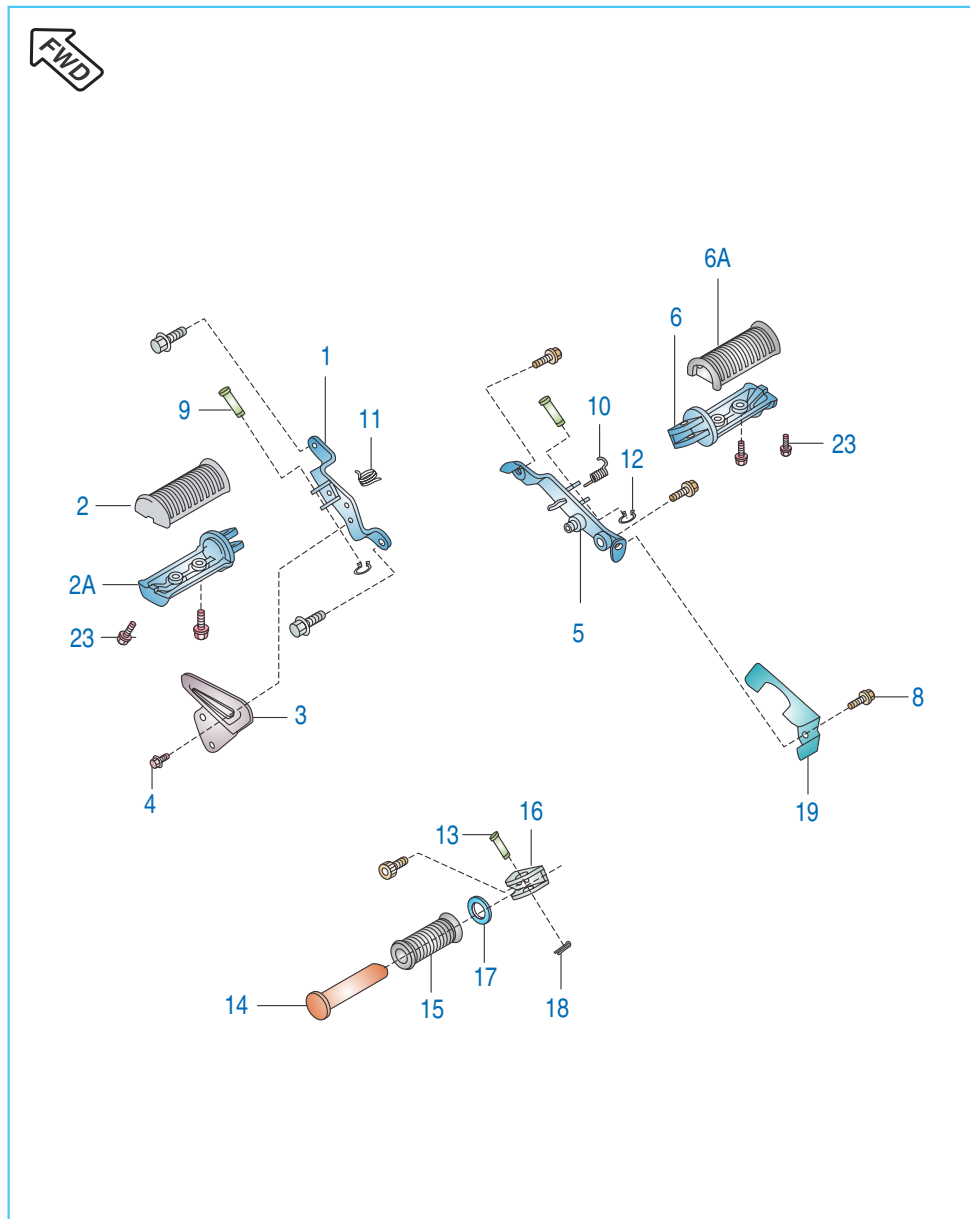
No.	Part No.	Description	Qty.	Remarks
1	PD 1220 00	Arm Comp. Swing	1	
2	JM 1710 04	Cap chain Adjuster	2	
3	DG 1710 15	Shaft Swing Arm	1	
4	JM 1710 03	Adjuster Chain	2	
5	DG 1710 16	Sleeve	2	
6	DG 1710 34	Guard, Chain	1	
7	DG 1710 17	Nut	1	
8	DG 1710 22	Nut	2	
9	DG 1710 18	Bearing Needle	2	
10	DG 1710 19	Seal Oil	4	
11	39 1997 15	Nut Hex small	2	
12	39 1224 11	Washer Plain small	2	

Rear Shock Absorber



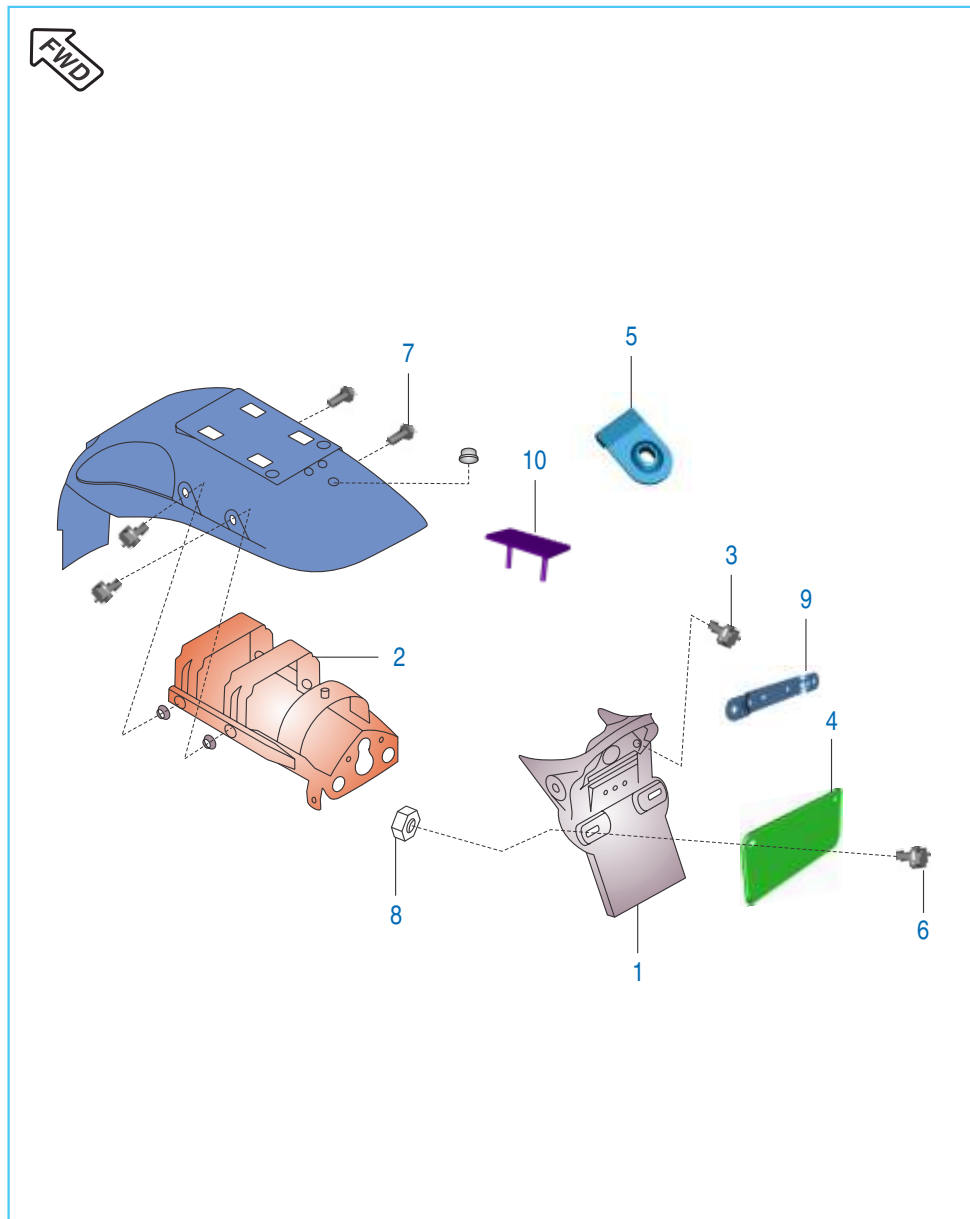
No.	Part No.	Description	Qty.	Remarks
1	PD 1220 05	Rear Shock Absorber	2	
2	DG 1710 35	Collar, shock Absorber	2	
3	DG 1710 37	Damper, Lower	2	
4	DG 1710 36	Damper, Upper	2	
5	DG 1710 39	Nut cap	2	
6	DG 1710 25	Washer	2	
7	39 1829 12	Spring Washer	2	
8	DG 1710 38	Bolt Flanged	2	

Foot Rest



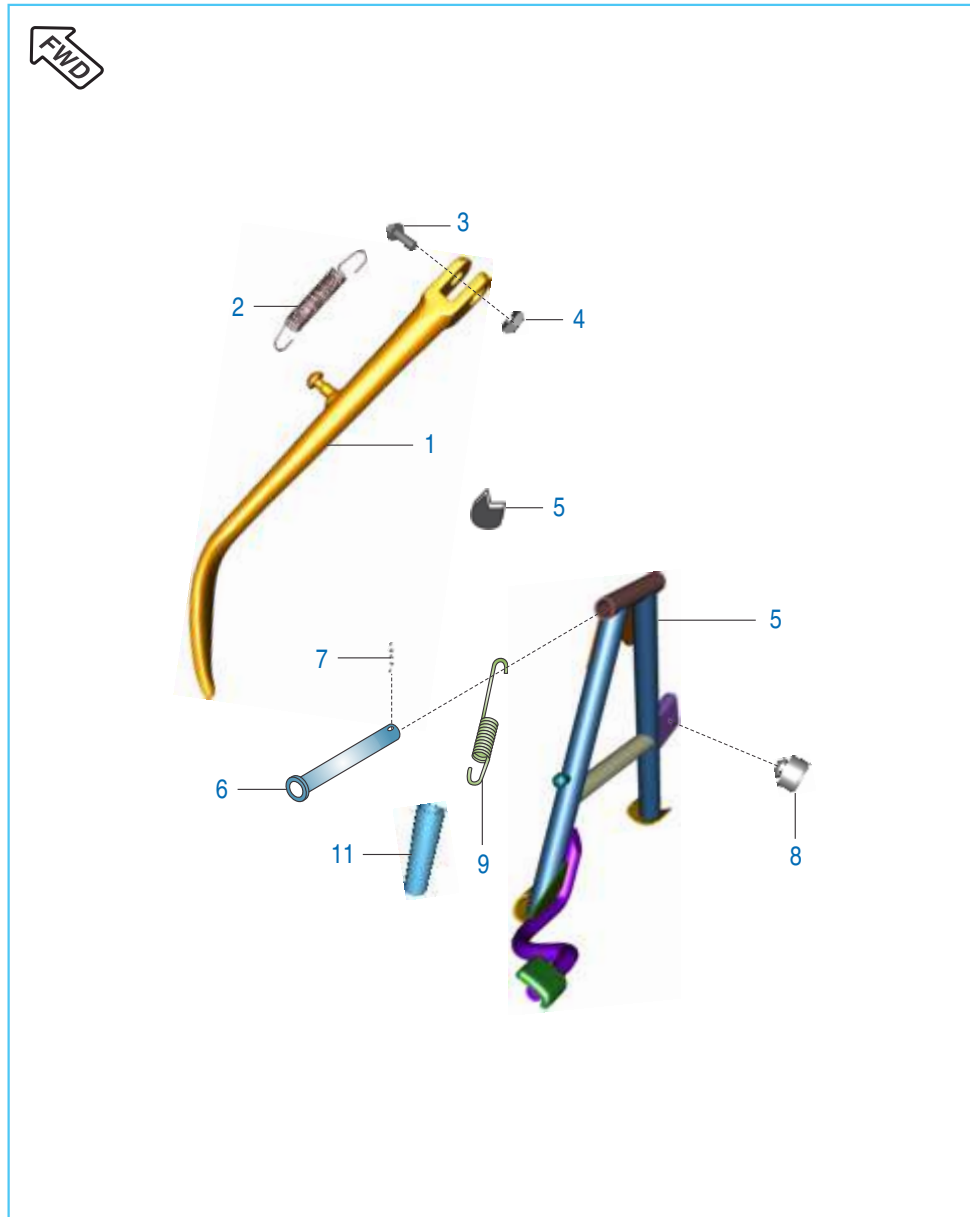
No.	Part No.	Description	Qty.	Remarks
1	DV 1610 46	Holder Step Front LH	1	
2	PD 1130 00	Footrest Rider LH - Avenger	1	
2A	PD 1130 03	Rubber Rider Step	1	
3	PD 2312 06	Guard Step LH	1	
4	39 2204 04	Bolt Flanged small	1	
5	JM 1610 37	Holder Step Front RH	1	
6	PD 1130 01	Footrest Rider RH - Avenger	1	
6A	PD 1130 03	Rubber Rider Step	1	
7	36 DV00 05	Kit Hardware Holder Step Front	1	
8	DG 1611 53	Bolt socket	2	
9	DG 1611 45	Pin	2	
10	DG 1611 46	Spring LH	1	
11	DG 1611 47	Spring RH	1	
12	39 1937 17	Circlip	2	
13	DG 1611 89	Pin	2	
14	PD 1130 02	Step Rubber Rear	2	
15	PD 1130 04	Rubber Main Step	2	
16	52 DV 00 24	Holder Step Rear RH	2	
17	DG 1611 50	Washer	2	
18	39 0146 08	Split Pin	2	
19	PD 2312 05	Guard Step RH	1	
20	39 2204 04	Bolt	1	
22	DG 1611 53	Bolt Socket	2	
23	KA CF06 12	Bolt	4	

Mudguard - Front & Rear



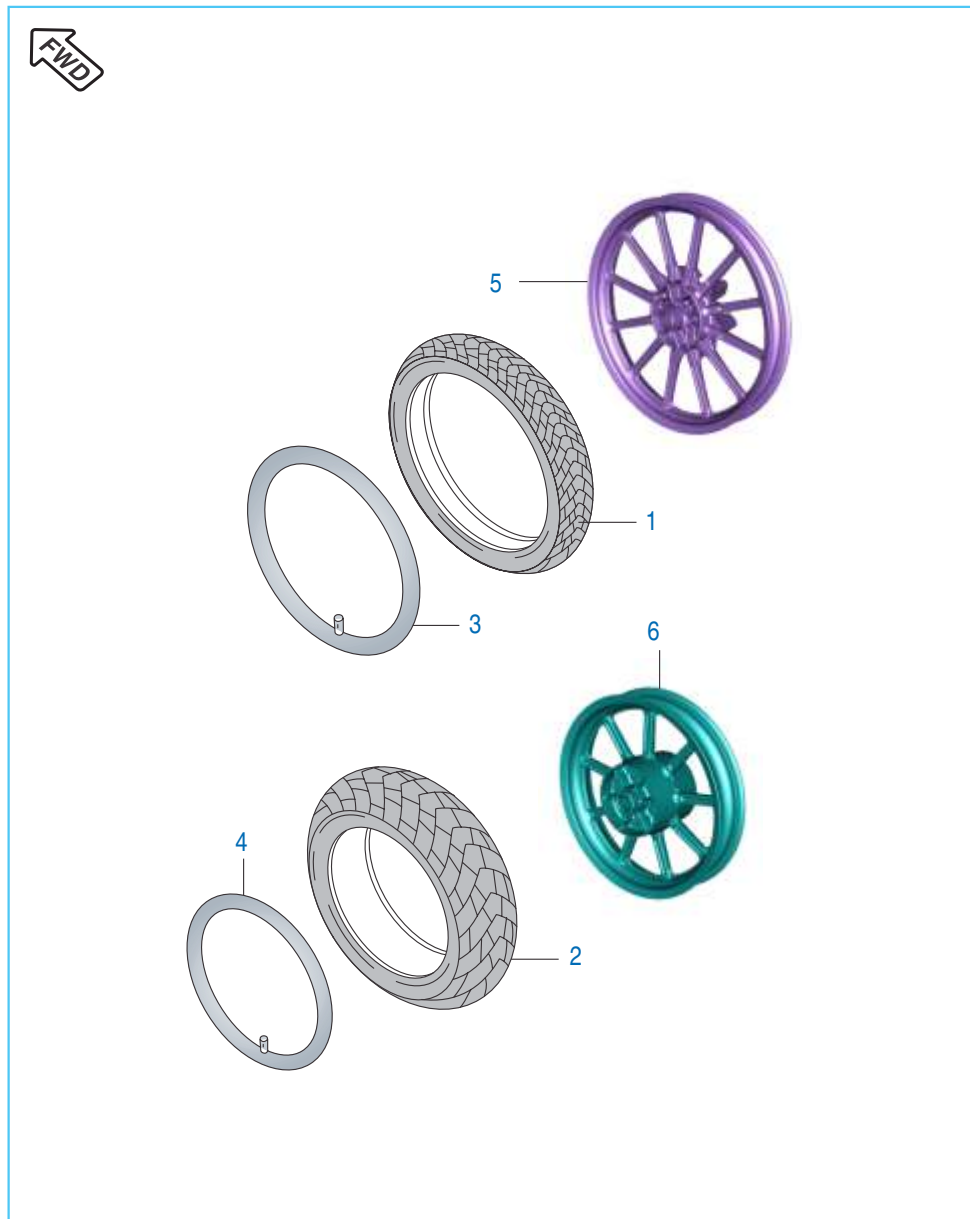
No.	Part No.	Description	Qty.	Remarks
1	DG 1612 67	Flap	1	
2	DG 1612 06	Stay rear fender	1	
3	DG 1611 10	Bolt	2	
4	DP 1611 45	Number Plate	1	
5	DG 1611 08	Damper	1	
6	39 1943 04	Hex. head Bolt	2	
7	DG 1611 13	Bolt	4	
8	KC GA06 06	Hex. Nut	2	
9	DZ 1612 65	Bkt. Rear Number Plate	1	
10	PD 1814 01	Damper Rear Mud Guard	1	

Stand



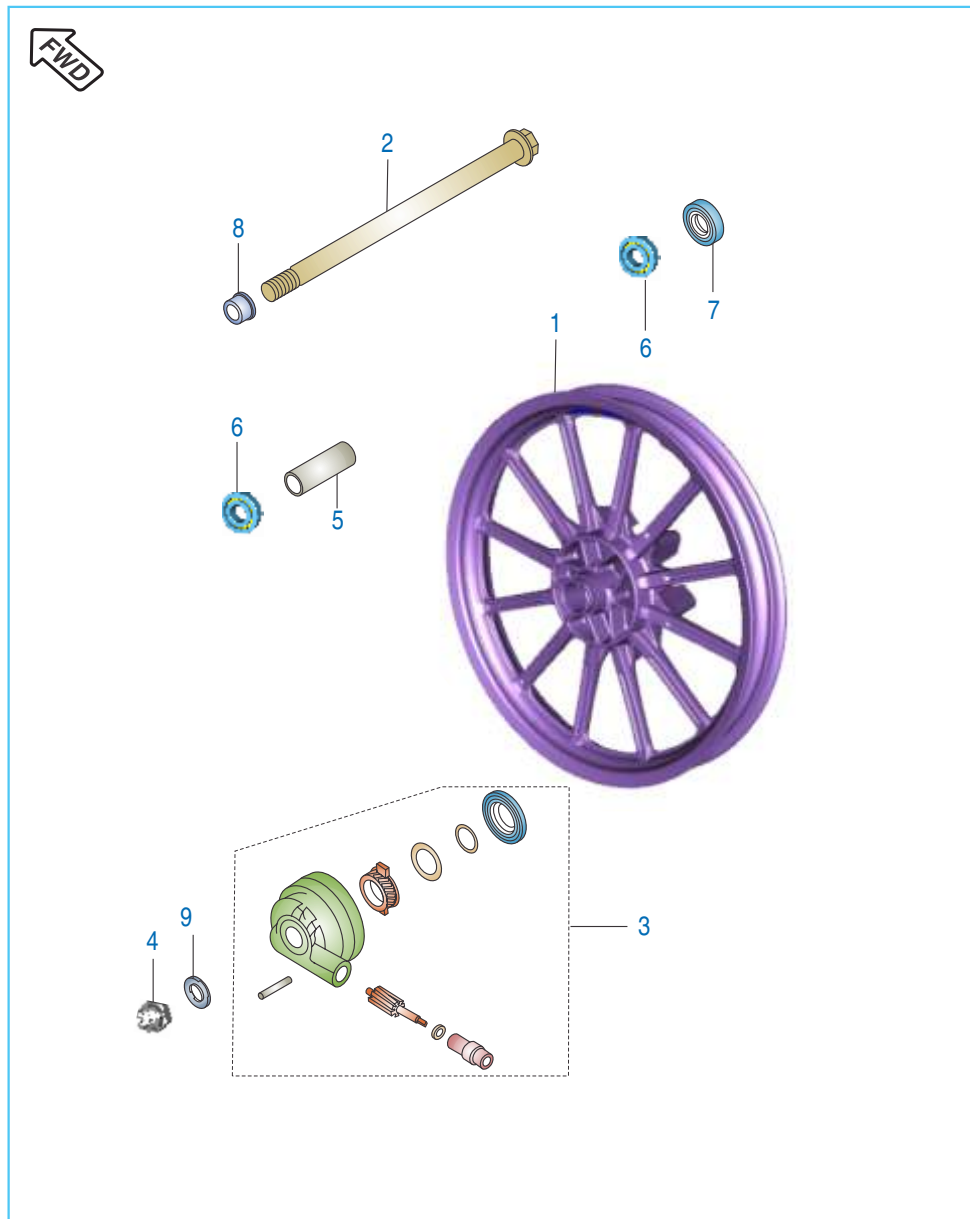
No.	Part No.	Description	Qty.	Remarks
1	DV 1610 17	Side Stand	1	
2	DG 1612 19	Spring	1	
3	DG 1611 29	Bolt	1	
4	DD 1610 71	Lock Nut	1	
5	DV 1610 33	Stand Centre	1	
6	DG 1612 30	Shaft Stand	1	
7	39 0797 08	Pin Cotter	1	
8	DG 1611 24	Damper	1	
9	DV 1610 60	Spring	1	
10	39 2423 11	Plain washer	1	
11	DG 1612 76	Damper Side Stand	1	

Tyre, Tube & Wheel Rim



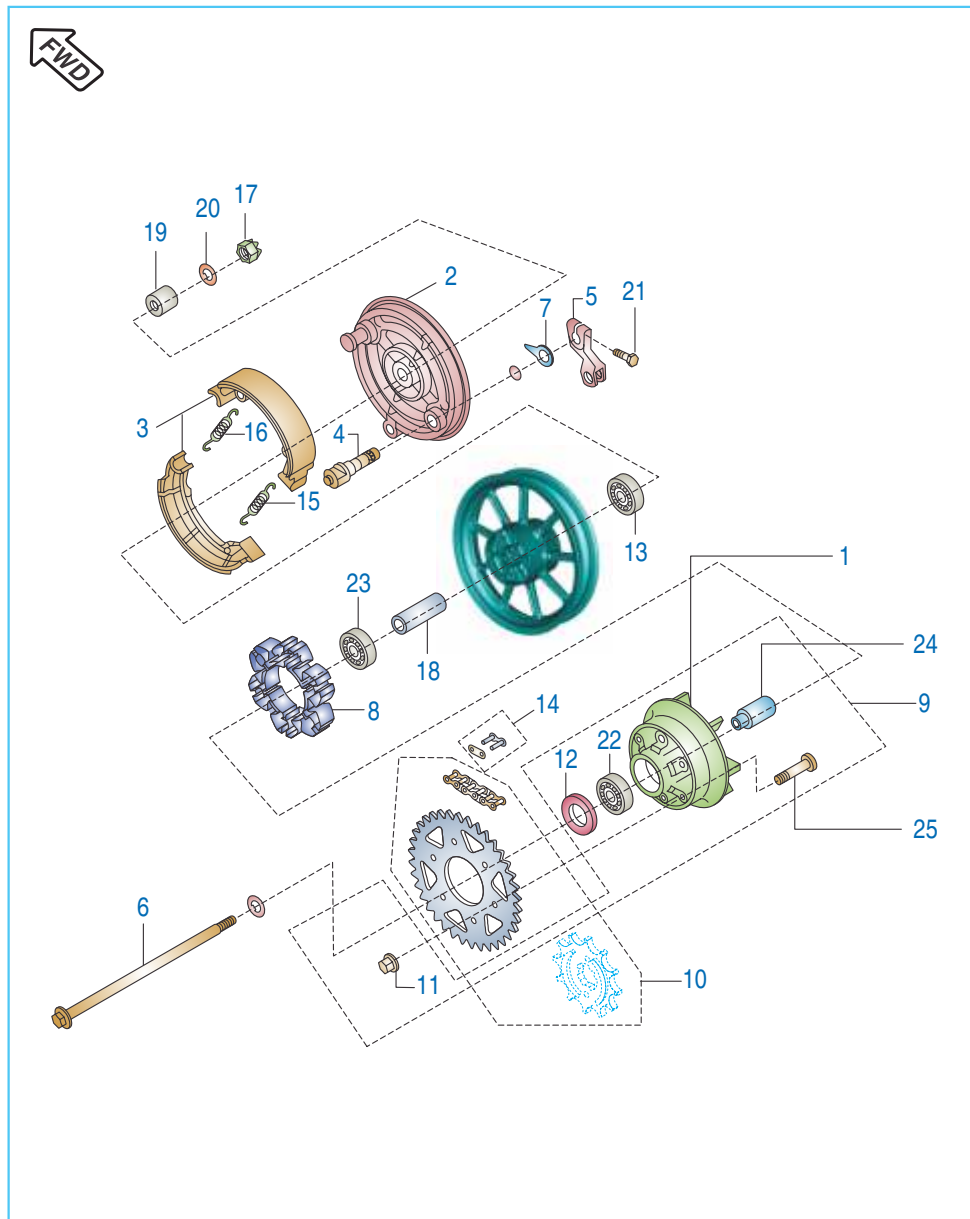
No.	Part No.	Description	Qty.	Remarks
1	DG 1510 97	Tyre Front	1	
2	DG 1510 70	Tyre Rear	1	Proprietary Items
3	DG 1510 21	Tube for Tyre Front	1	Not to Service
4	DG 1510 71	Tube for Tyre Rear	1	
5	52 PD01 50	Wheel Front 1.85X17	1	
6	52 PD01 51	Wheel Rear 2.50X15	1	

Front Hub



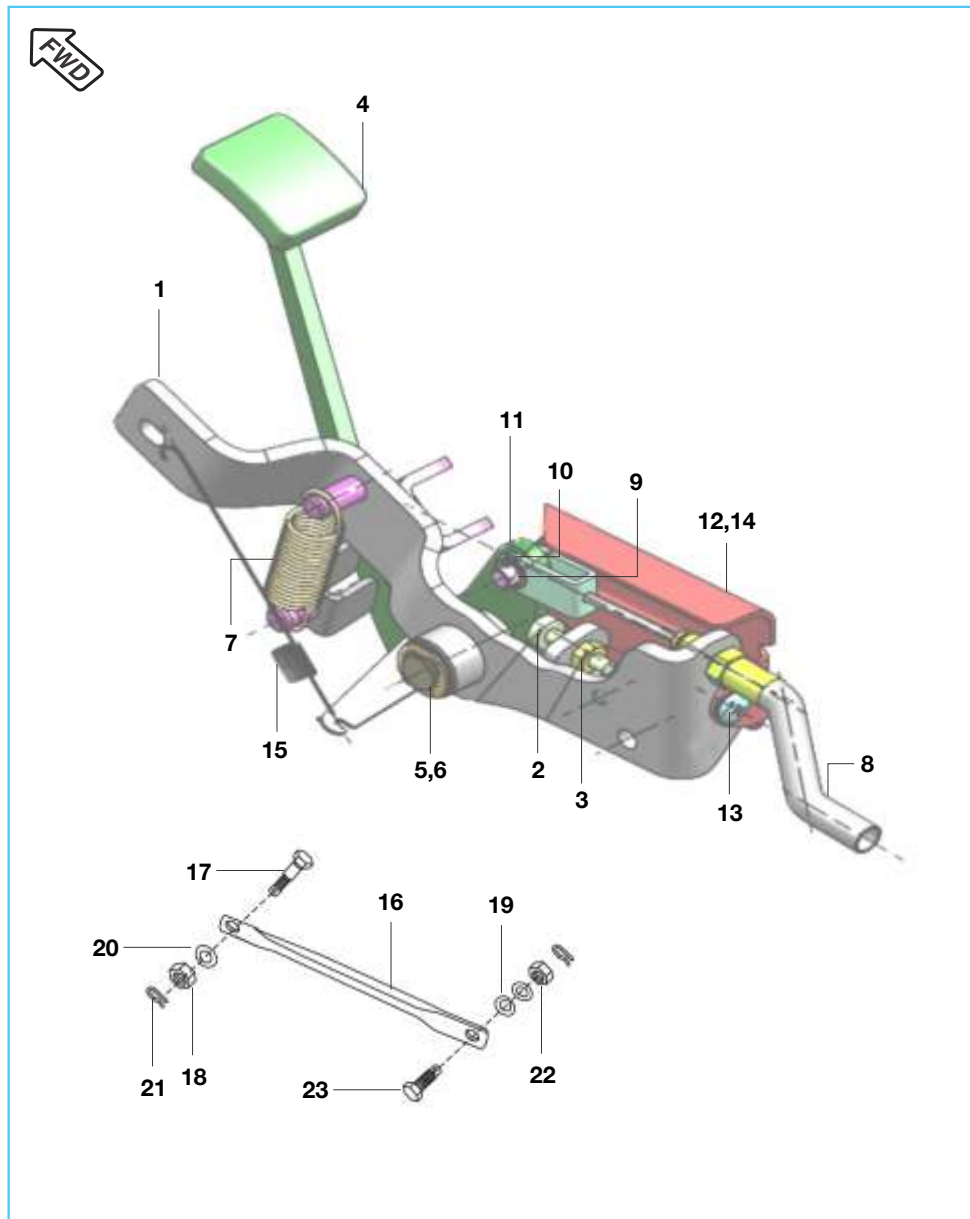
No.	Part No.	Description	Qty.	Remarks
1	PD 1310 03	Wheel Front 1.85X17	1	
2	DG 1510 06	Axle, Front	1	
3	JC 1510 20	Case Meter Housing W/O Sensor	1	
4	DH 1710 19	Nut	1	
5	DG 1510 04	Collar	1	
6	KP BC62 02	Ball Bearing	2	
7	DG 1510 05	Seal oil	1	
8	DG 1510 07	Collar Front Axle	1	
9	DG 1510 08	Washer	1	

Rear Hub-Alloy Wheel



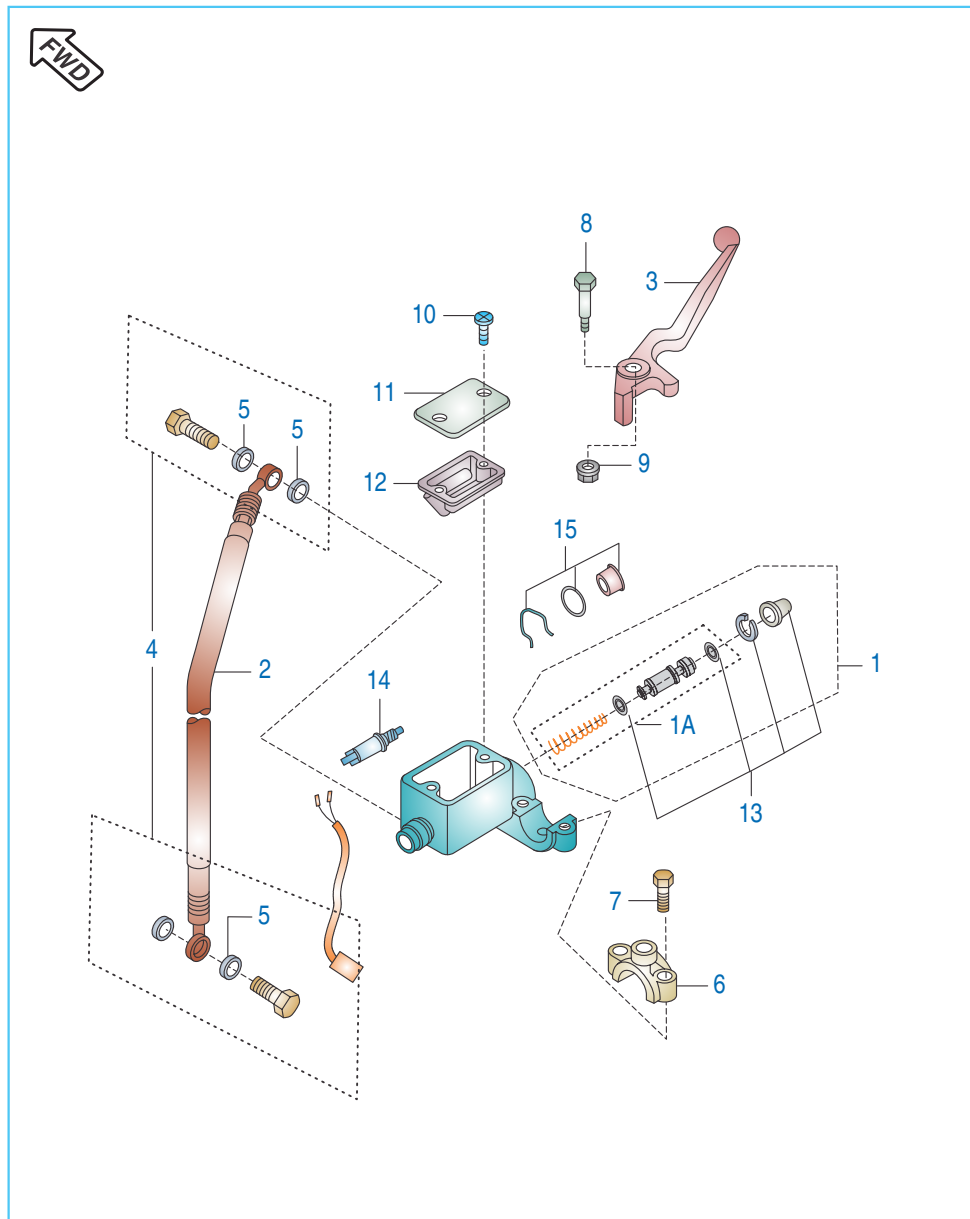
No.	Part No.	Description	Qty.	Remarks
1	PD 1312 12	Coupling	1	
2	PD 1318 09	Panel Brake Rear	1	
3	DG 1510 96	Shoe Brake Rear (Pair)	1	
4	DG 1510 59	Cam Brake	1	
5	DG 1510 92	Lever Brake Cam	1	
6	JM 1510 05	Axle Rear	1	
7	30 1510 05	Indicator Brake Shoe	1	
8	30 1510 76	Damper Rear Hub Shock	1	
9	PD 1312 12	Coupling Rear Hub	1	
10	36 PD00 09	Chain - Sprocket - Kit	1	Refer Page No.105
11	DV 1510 06	Nut Flanged lock	6	
12	30 1510 82	Seal Oil	1	
13	KP BC62 02	Bearing Ball	1	
14	DG 1510 95	Joint Chain	1	Deleted
15	DG 1510 58	Spring Brake Shoe	1	
16	30 1510 69	Spring Brake Shoe	1	
17	DH 1710 19	Nut	1	
18	DG 1510 85	Collar Rear Brake Drum	1	
19	DG 1510 62	Collar Rear Axle	1	
20	DG 1510 08	Washer	2	
21	39 1069 01	Screw	1	
22	KP BC60 04	Bearing Ball	1	
23	KP BC63 02	Bearing Ball	1	
24	DG 1510 65	Sleeve	1	To be confirm
25	DG 1510 68	Bolt	6	

Rear Brake Pedal



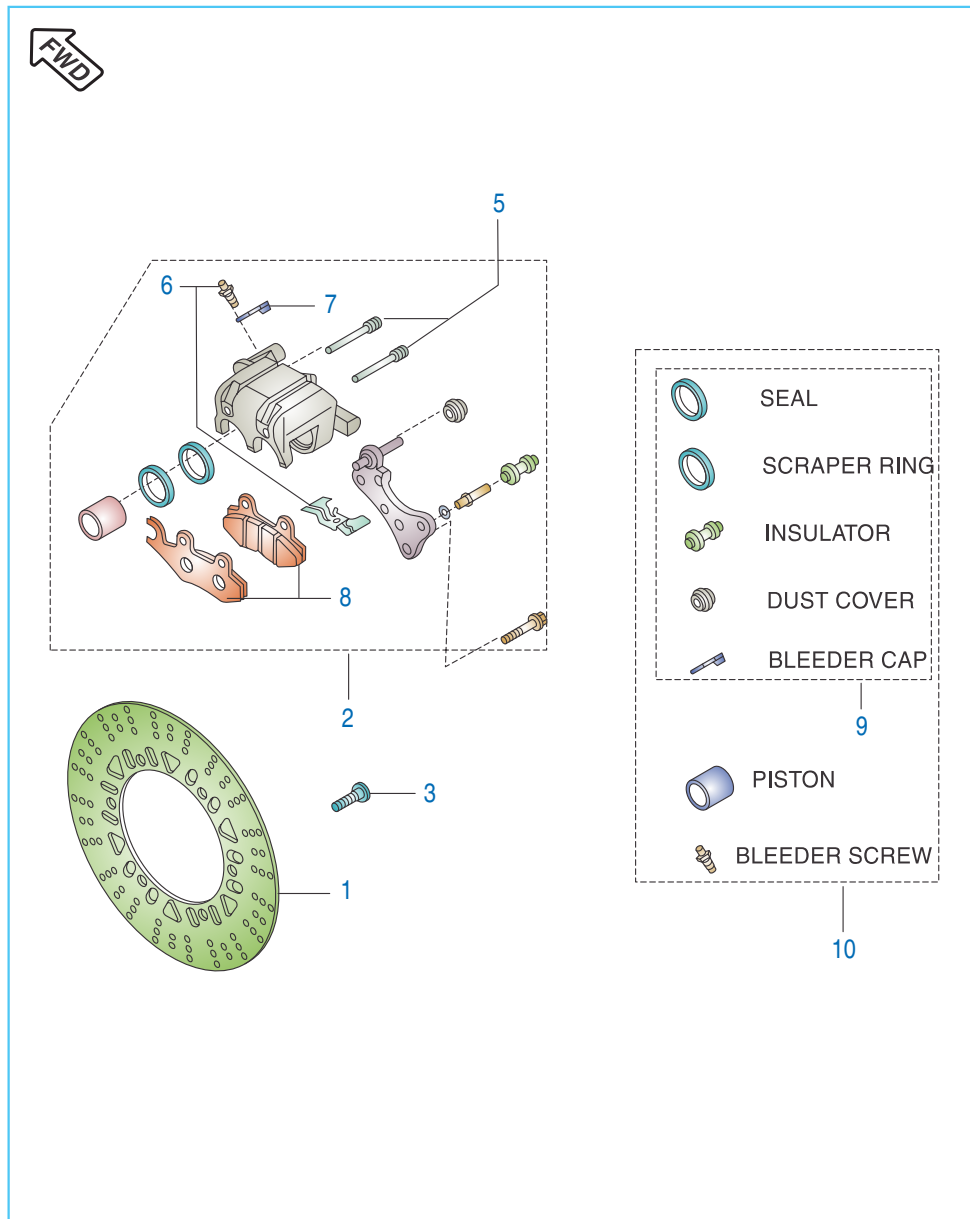
No.	Part No.	Description	Qty.	Remarks
1	JM 1610 37	Stay RH assly.	1	
2	KA AC06 30	Hexagon head bolt M6X1	1	
3	39 1513 15	Hexagon Nut-M6X1	1	
4	JM 1910 11	Lever Brake	1	
5	39 0805 11	Washer	1	
6	LE C000 01	Circlip E type	1	
7	JM 1910 12	Spring	1	
8	JM 1910 13	Rear brake cable	1	
9	DG 1910 51	Pin	1	
10	DG 1910 66	Washer	1	
11	39 0146 08	Slip Pin	1	
12	PD 2312 05	Guard Brake pedal	1	
13	KB UA06 12	Mushroom Head screw - M6-L12	1	
14	LB U000 08	Mushroom Head screw - M6-L4	1	
15	JM 1910 14	Spring Brake Switch	1	
16	PD 1220 03	Torque Rod	1	
17	PD 1220 04	Bolt Torque Rod	1	
18	39 0694 15	Nut	1	
19	39 0789 12	Washer Spring	1	
20	39 1540 11	Washer Plain	2	
21	39 0807 08	Pin Snap	2	
22	39 1225 15	Hex Nut	1	
23	DG 1910 49	Bolt	1	

Front Master Cylinder



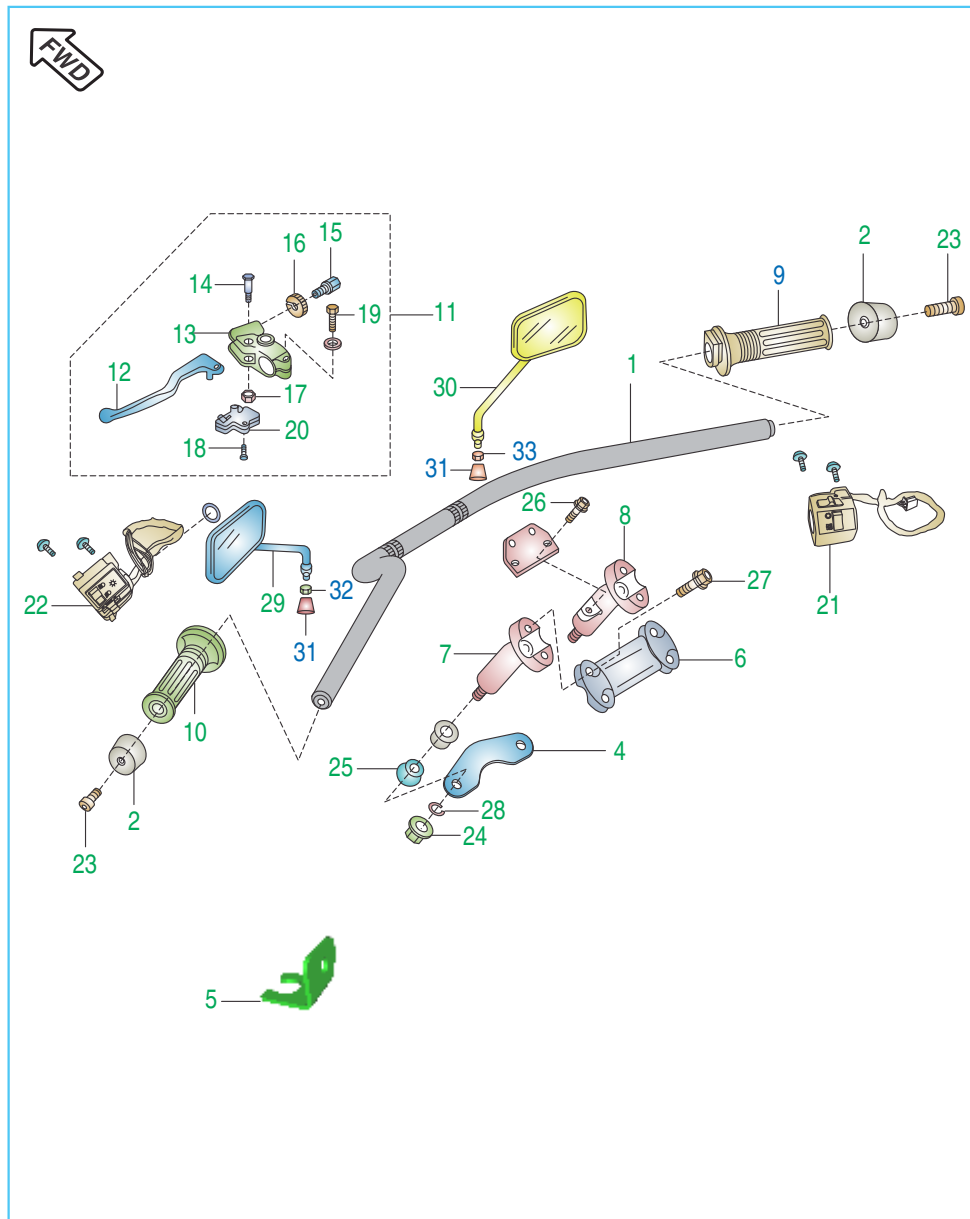
No.	Part No.	Description	Qty.	Remarks
1	36 PD00 50	Major Kit - Master Cylinder	1	
1A	36 PD00 51	Minor Kit - Master Cylinder	1	
2	PD 1318 08	Hose Brake Front	1	
3	DV 1910 07	Lever Grip RH	1	
4	36 PD00 54	Banjo Bolt Kit	1	
5	DJ 1910 26	Washer Copper	4	
6	DJ 1910 27	Clamp Holder RH	1	
7	DJ 1910 28	Bolt	2	
8	DJ 1910 29	Bolt Front Brake Lever	1	
9	DJ 1910 30	Nut Flanged	1	
10	DJ 1910 31	Screw	2	
11	DJ 1910 34	Reservoir Cover	1	
12	DJ 1910 35	Diaphragm	1	
13	36 PD00 53	Kit Master Cylinder Seals	1	
14	DJ 2011 09	Front brake switch	1	
15	DH 1910 62	Oil Window Kit	1	
16	PD 1318 07	Master Cylinder	1	

Front Brake-Caliper & Disc



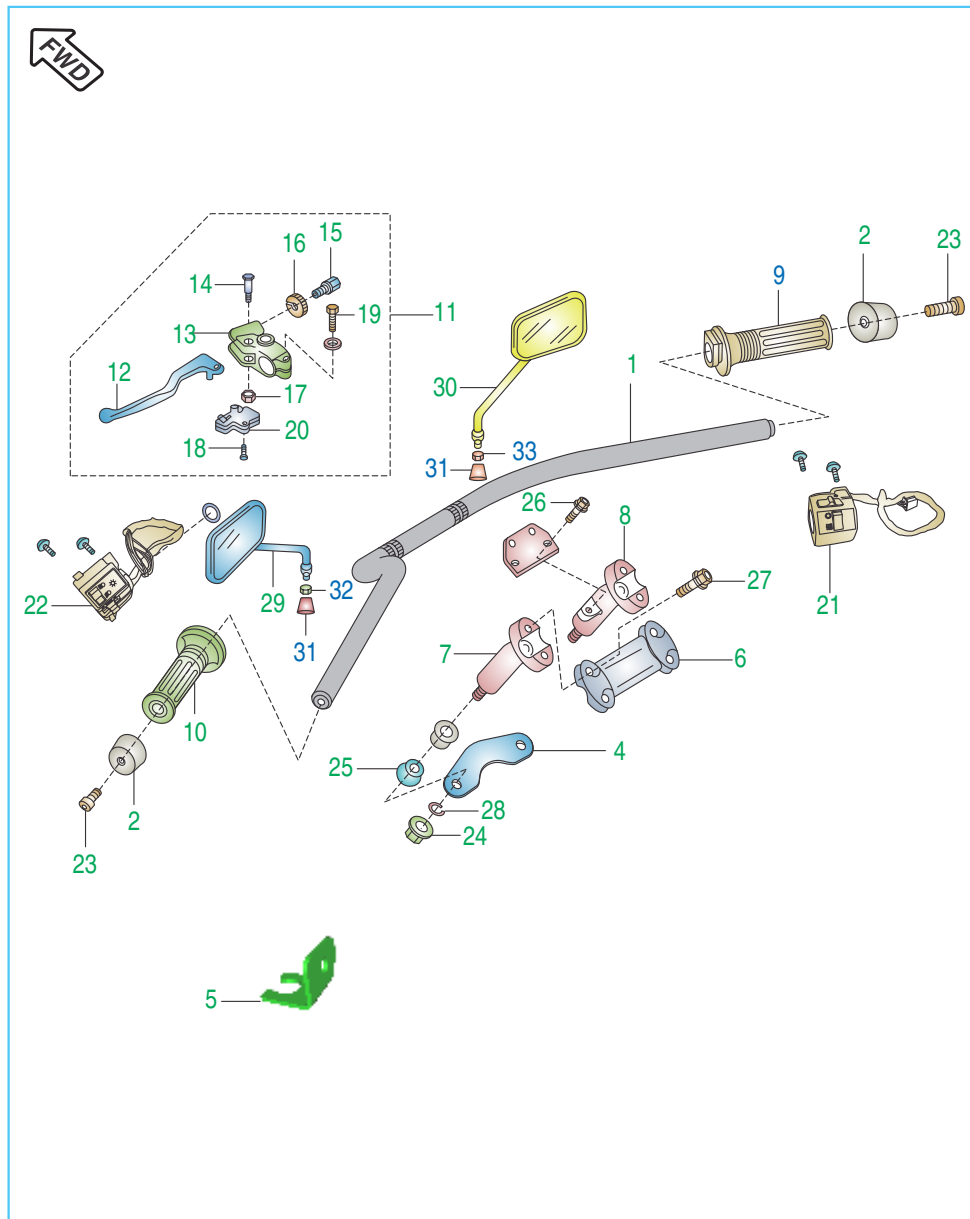
No.	Part No.	Description	Qty.	Remarks
1	PD 1318 04	Disc, Front	1	
2	PD 1318 06	Caliper Assly. Front	1	
3	PD 1318 03	Bolt, Disc Plate	6	
4	DG 1510 88	Bolt Flanged	2	
5	36 PD00 49	Anker Pin Kit	1	
6	36 PD00 48	Kit Caliper Mini	1	
7	DJ 1510 70	Bleeder Cap	1	
8	JW 1318 07	Disc Pad Set	1	
9	36 JF00 16	Minor Kit - Caliper	1	
10	36 JF00 15	Major Kit - Caliper	1	

Handle Bar



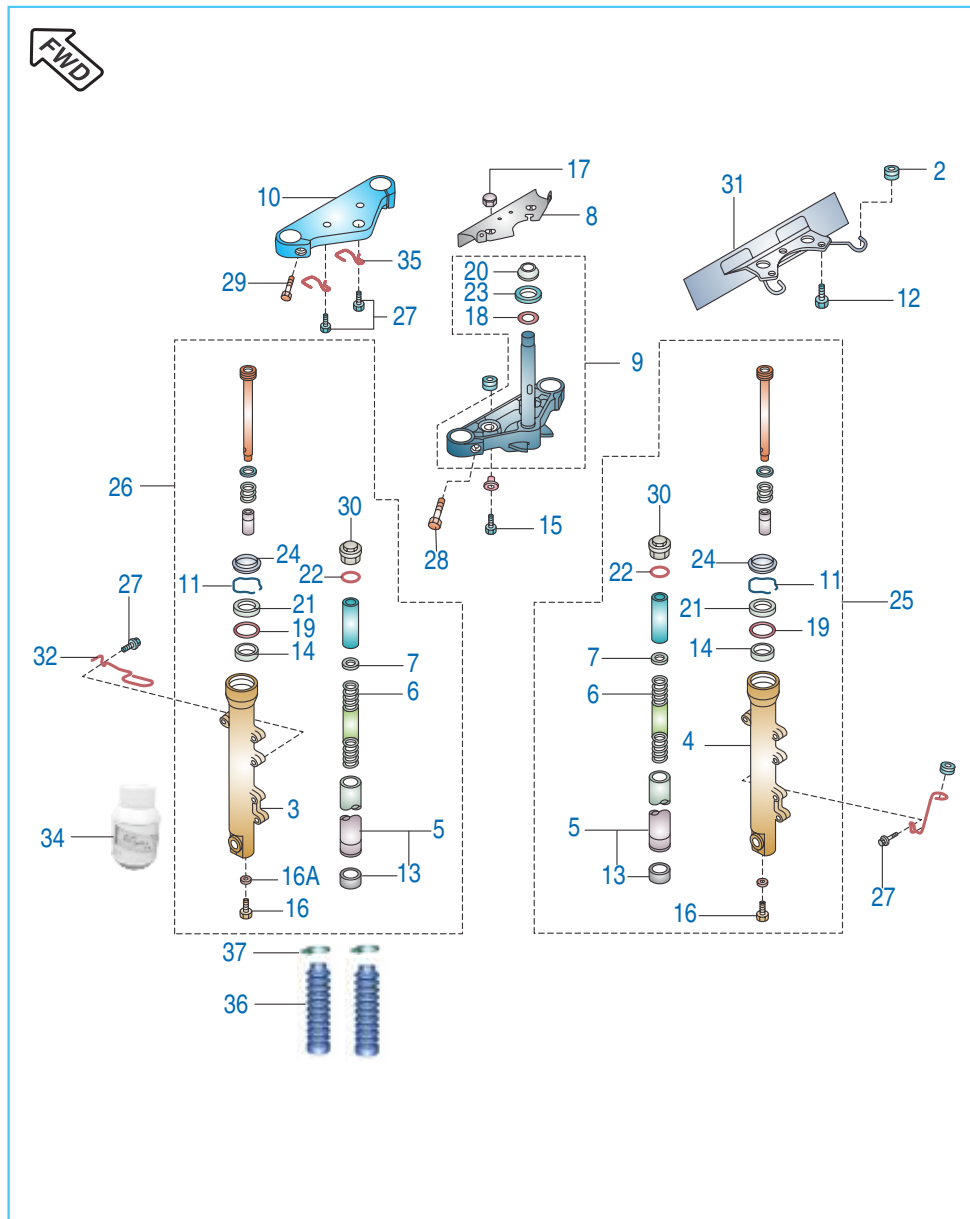
No.	Part No.	Description	Qty.	Remarks
1	PD 1510 00	Handle	1	
2	DJ 1810 11	Weight, Handle	2	
3	DG 1810 69	Plate	1	
4	PD 1510 03	Upper Bracket	1	
5	PD 1138 03	Bracket Speedo Cable	1	
6	PD 1510 01	Holder Handle Upper	1	
7	PD 1510 04	Holder Handle Lower LH	1	
8	PD 1510 05	Holder Handle Lower RH	1	
9	PD 1610 04	Grip RH	1	
10	PD 1610 01	Grip LH	1	
11	DG 1910 10	Lever Assly. Grip Clutch LH	1	
12	DG 1910 12	Lever Grip	1	
13	DG 1910 11	Holder Lever	1	
14	DG 1910 13	Bolt Clutch Lever	1	
15	30 1910 24	Screw cable Adjust	1	
16	30 1910 17	Nut Cable Adjust Lock	1	
17	DG 1910 14	Nut Lock	1	
18	39 1995 01	Screw CSK Cross	2	
19	39 1993 04	Bolt Upset	1	
20	DG 2010 30	Clutch Switch	1	

Handle Bar



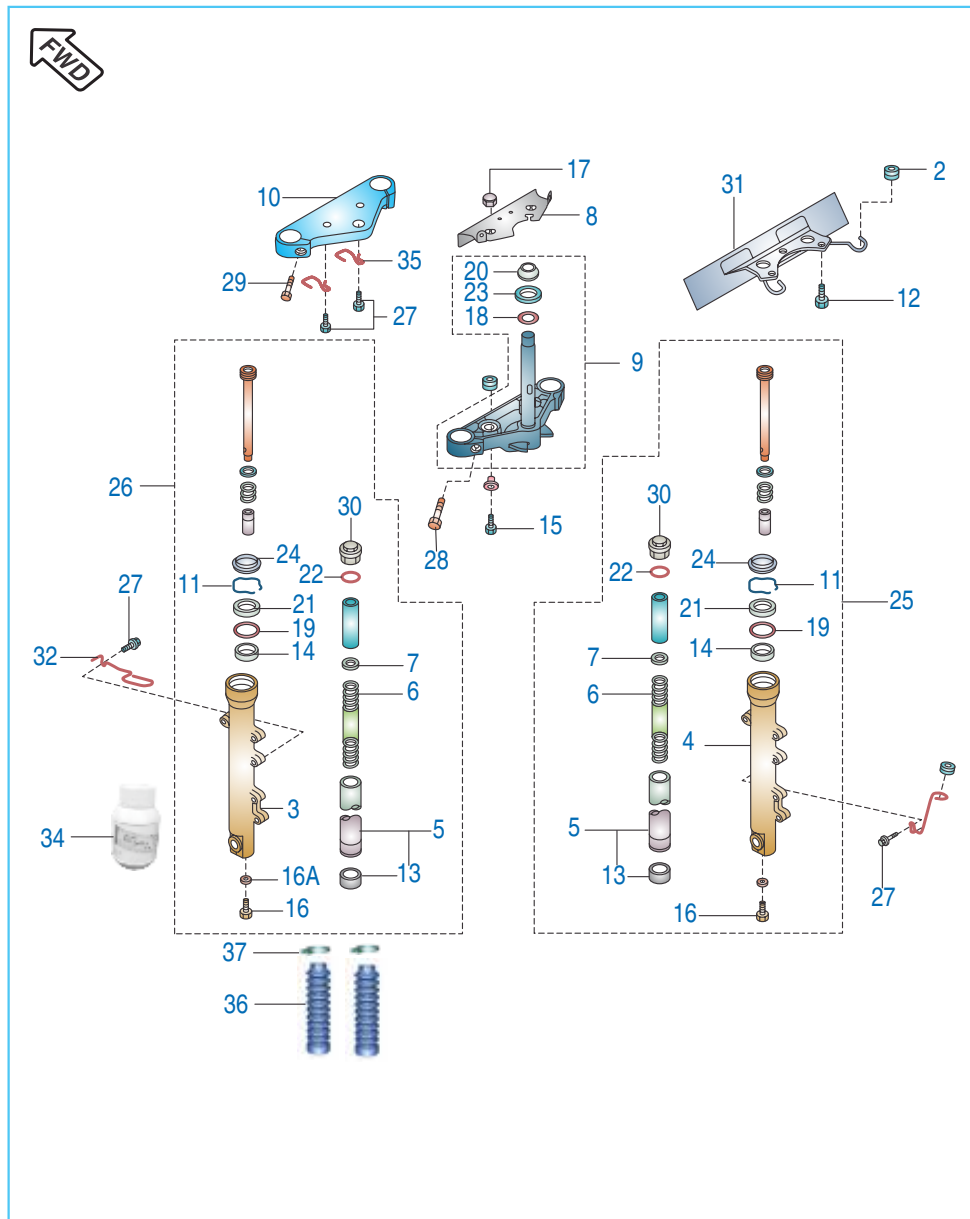
No.	Part No.	Description	Qty.	Remarks
21	PD 4014 01	Control Switch RH	1	
22	PD 4014 04	Control Switch LH	1	
23	KA CJ06 50	Bolt Socket	2	
24	DG 1810 87	Nut Cap	2	
25	DG 1810 54	Damper	4	
26	39 1953 04	Bolt Flanged small	2	
27	39 1952 04	Bolt Flanged small	4	
28	39 0789 12	Washer spring	2	
29	PD 2316 00	Mirror Assly LH	1	
30	PD 2316 01	Mirror Assly RH	1	
31	JM 2210 04	Mirror Rubber boot	2	
32	JM 2210 05	Nut Mirror LH	1	
33	JM 2210 06	Nut Mirror RH	1	
35	JM 1910 10	Lever Boot - Clutch Lever	1	N.I.

Front Fork



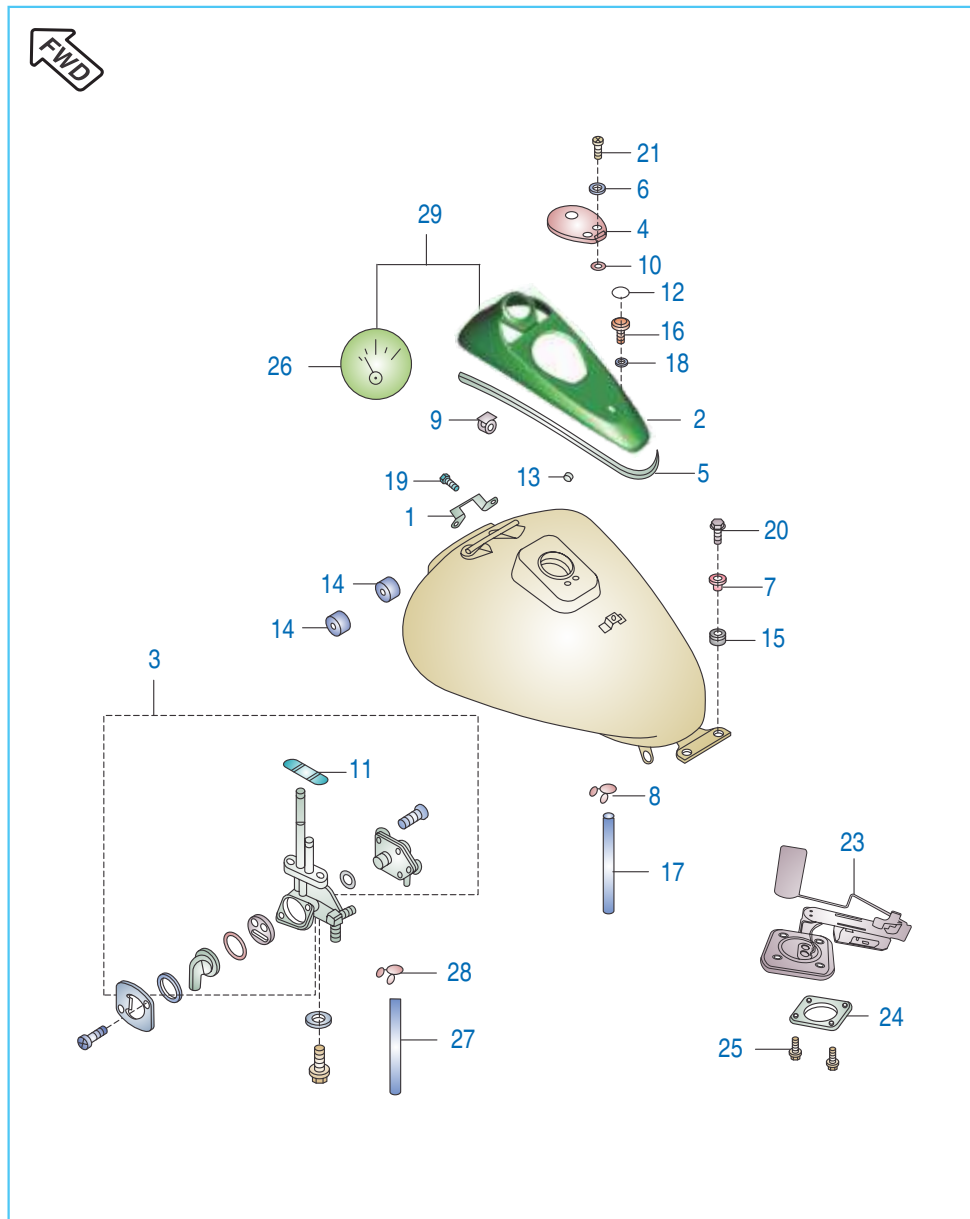
No.	Part No.	Description	Qty.	Remarks
1	PD 1210 07	Front Fork	1	
2	DG 1810 34	Grommet, Hose Clamp	2	
3	PD 1210 09	Tube Outer LH	1	
4	PD 1210 10	Tube Outer LH	1	
5	DG 1810 10	Fork Pipe Inner	2	
6	DG 1810 14	Spring Front Fork	2	
7	DG 1810 15	Seat Fork Spring	2	
8	PD 1812 16	Bracket Fork Cover	1	
9	PD 1210 15	Under Bracket Assly	1	
10	PD 1510 03	Holder Fork Upper	1	
11	DG 1810 22	Ring, Oil Seal Stopper	2	
12	39 1943 04	Bolt Flange	3	
13	DG 1810 11	Bushing - Front Fork, Inner Pipe	2	
14	DG 1810 13	Bushing - Front Fork, Outer Tube	2	
15	39 1950 04	Bolt Flanged small	2	
16	KA CF08 30	Bolt, Fork Cylinder	2	
16A	30 1810 26	Gasket	2	
17	DG 1810 85	Nut, Cap	2	
18	DG 1810 03	Washer	1	
19	DG 1810 24	Spacer	2	
20	DG 1810 05	Race, Steering Stem Bearing	1	

Front Fork



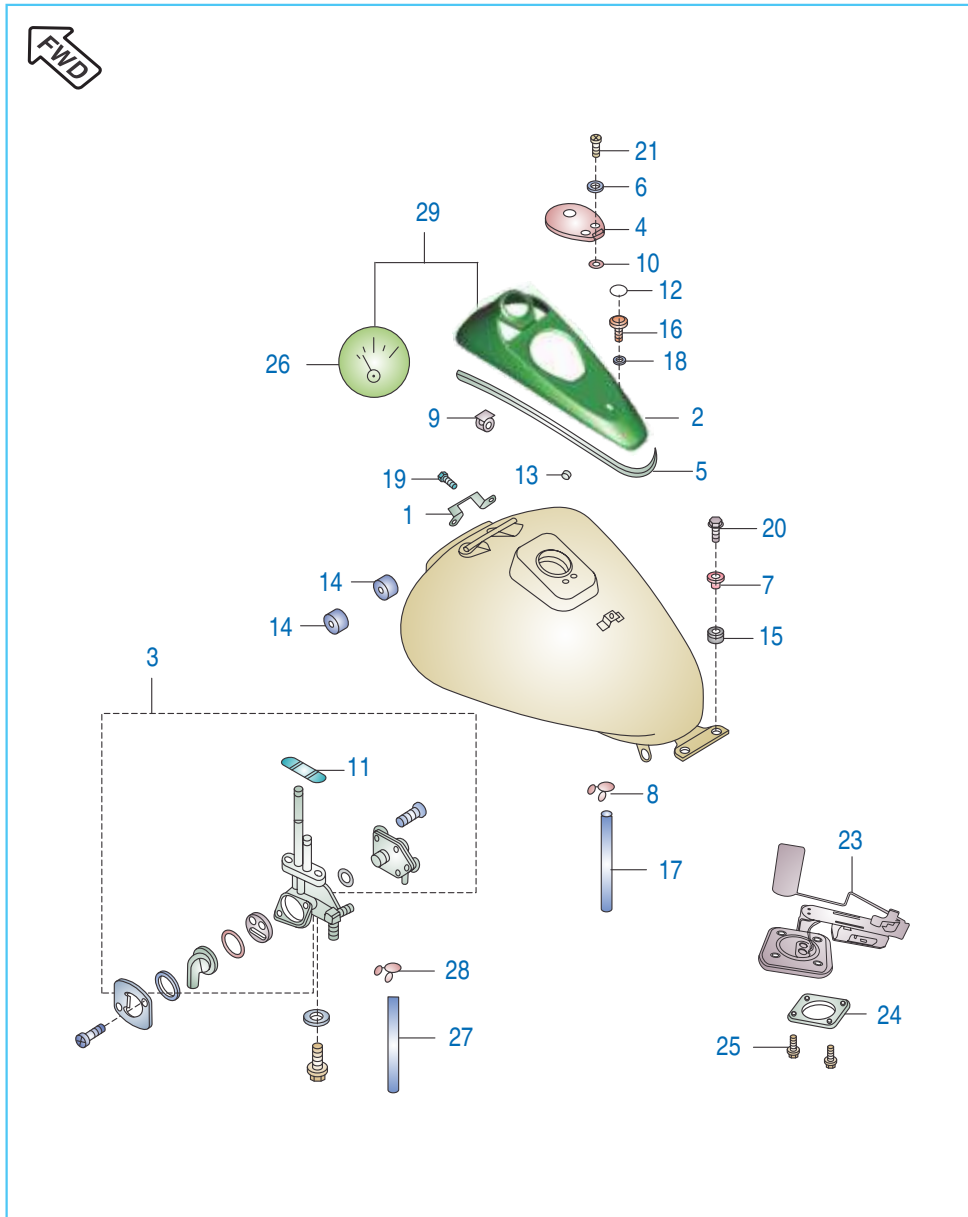
No.	Part No.	Description	Qty.	Remarks
21	DG 1810 23	Seal Oil, Fork Outer Tube	2	
22	DG 1810 26	Ring 'O' Fork Top	2	
23	DG 1810 04	Seal Oil, Steering Stem	1	
24	DG 1810 21	Seal, Fork Outer Tube	2	
25	PD 1210 12	Leg Assly. RH	1	
26	PD 1210 11	Leg Assly. LH	1	
27	DG 1810 36	Bolt	4	
28	DG 1810 06	Bolt Socket	2	
29	DG 1810 08	Bolt	2	
30	DG 1810 44	Bolt Fork Top	2	
31	DP 1611 44	Plate Number Front	1	
32	DG 1810 41	Clamp S' cable clamp	1	
34	36 3140 04	Front Fork oil Bottle 160ml	1	
35	DG 1810 40	Clamp	2	
36	PD 1210 06	Bellow	2	
37	PD 1210 14	Clamp Bellow	2	

Fuel Tank



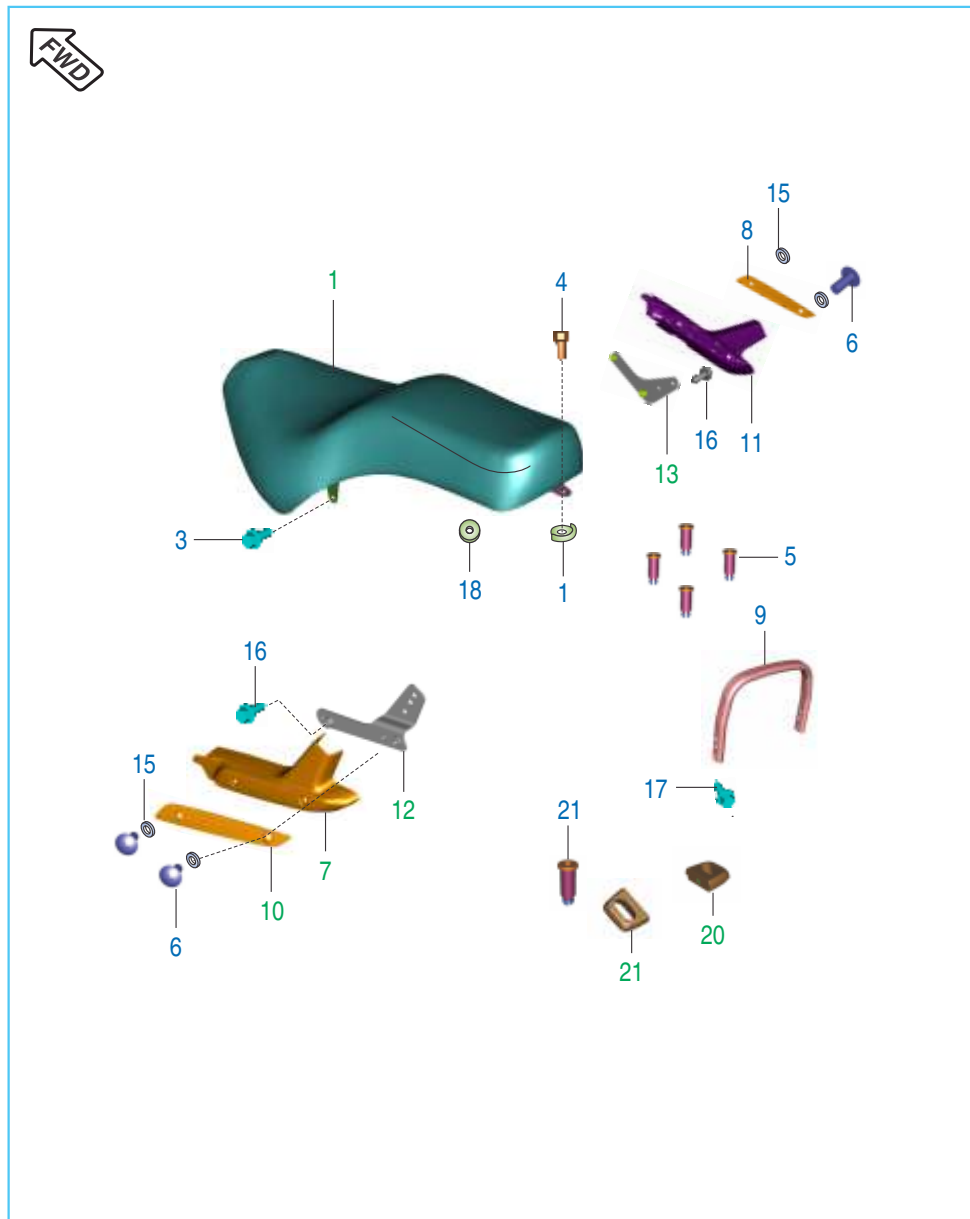
No.	Part No.	Description	Qty.	Remarks
1	DG 1410 20	Bracket Fuel Tank Cover	1	
2	PD 1710 08	Cover Fuel Tank Satin Black	1	
3	DJ 1410 56	Fuel Cock Assly.	1	
4	PD 1716 01	Cap Tank Fuel	1	
5	DG 1410 59	Trim	1	
6	39 2179 24	Washer	2	
7	PD 1710 03	Collar	2	
8	DG 1410 28	Clamp	1	
9	DG 1410 43	Clamp, Tube	1	
10	30 1410 31	Ring 'O'	2	
11	30 1410 39	Ring 'O' Fuel Tap Packing	1	
12	DG 1410 24	Plug	2	
13	DG 1410 25	Damper	2	
14	30 1410 26	Damper Fuel Tank	2	
15	DG 1410 19	Damper	2	
16	DG 1410 26	Bolt	2	
17	DG 1410 29	Tube	1	
18	DG 1410 27	Washer	2	
19	39 1912 04	Bolt Flanged	2	
20	39 1913 04	Bolt Flanged	2	
21	39 0761 01	Screw Pan Cross	2	
22	PD 1710 08	Cover with fuel gauge	1	
23	PD 4026 04	Fuel gauge sender	1	
24	30 1410 28	Gasket Tank Unit	1	

Fuel Tank



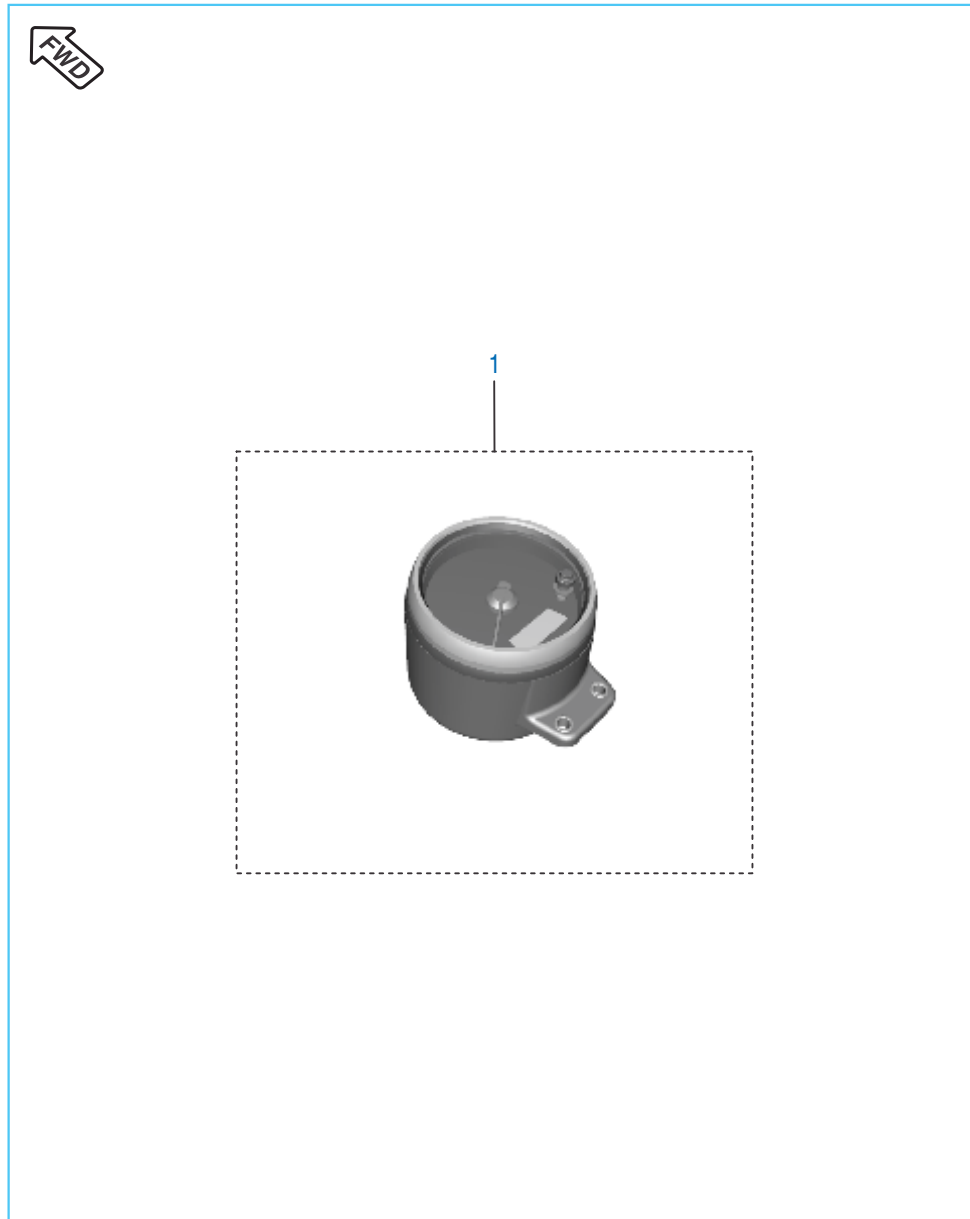
No.	Part No.	Description	Qty.	Remarks
25	30 1410 32	Bolt for tank Unit	4	
26	PD 4026 06	Fuel gauge (Meter)	1	
27	DJ 1410 06	Fuel Cock Tube	1	
28	30 1410 15	Clip for Tube	1	
29	52 PD01 17	Cover Assembly With Fuel Gauge	1	

Seat / Grip Frame Rear / Cover Grip Frame



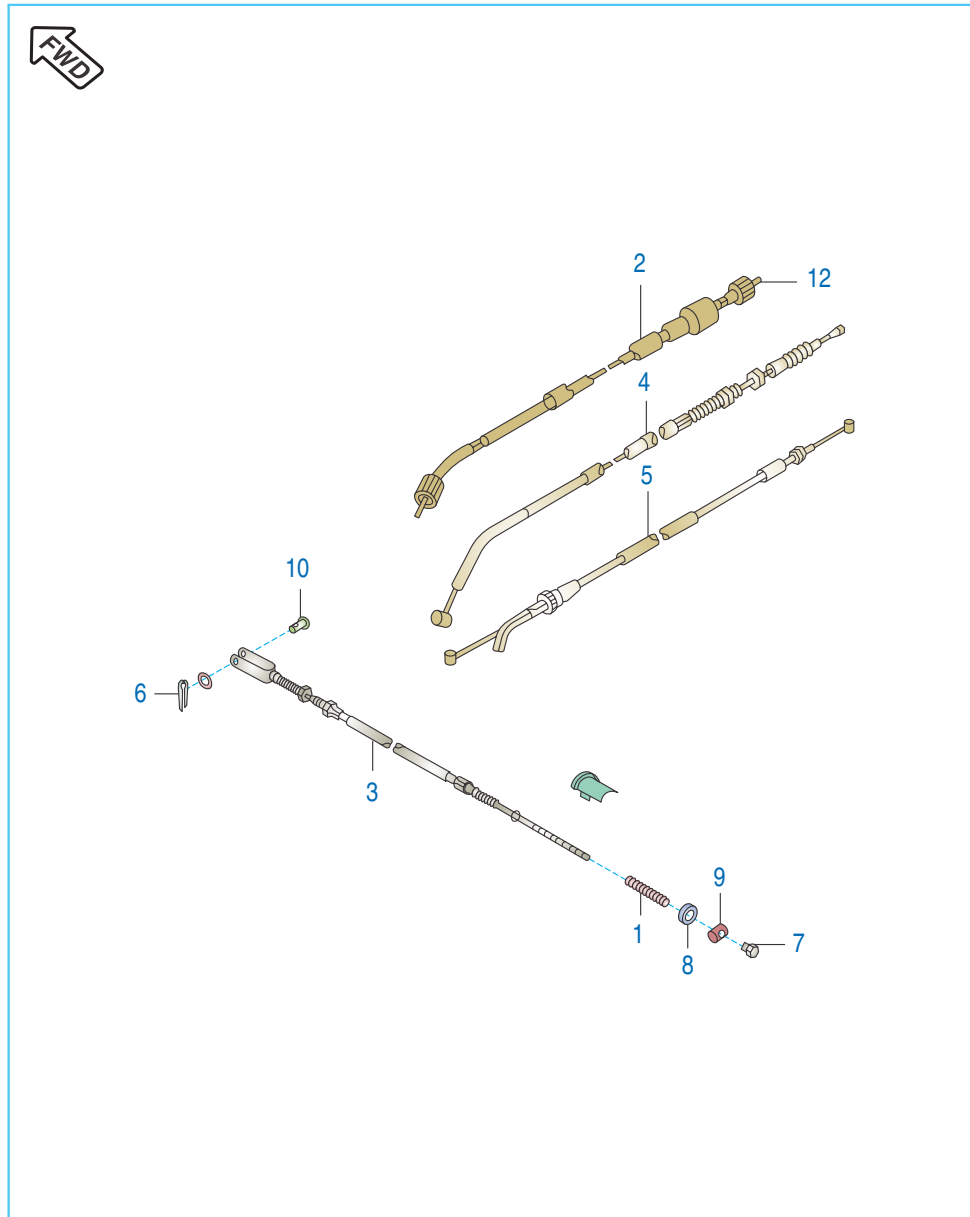
No.	Part No.	Description	Qty.	Remarks
1	PD 1910 02	Seat Assly.	1	
2	PD 1910 01	Washer Nylon	1	
3	39 1942 04	Bolt Flanged	2	
4	39 1949 04	Bolt Flanged Small	1	
5	PD 2314 12	Nail	4	
6	KB UF06 14	Screw Truss	4	
7	PD 1812 12	Cover Grab Rear LH	1	
8	PD 1812 15	Side Plate Grip RH	1	
9	PD 2314 01	Grab Rear	1	
10	PD 1812 14	Side Plate Grip LH	1	
11	PD 1812 13	Cover Grip Rear RH	1	
12	PD 2314 02	Grip frame LH	1	
13	PD 2314 03	Grip frame RH	1	
15	KD BA06 13	Washer Plain	4	
16	39 1952 04	Bolt flanged Small	4	
17	LA C000 90	Bolt flanged	4	
18	DG 2110 06	Seat Damper	1	
20	PD 2314 11	Cap Grab Rail RH	1	
21	PD 2314 04	Cap Grab Rail LH	1	

Speedometer



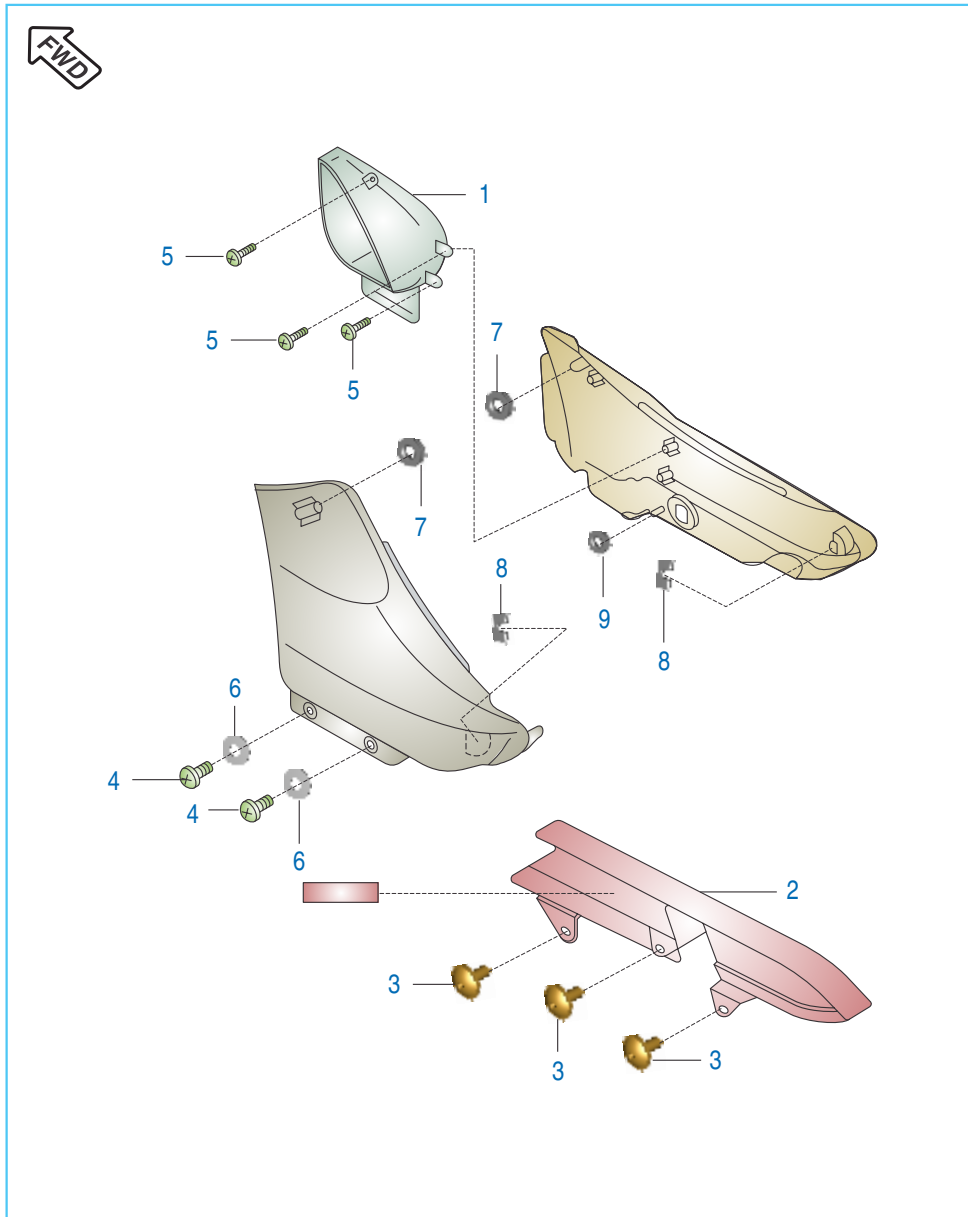
No.	Part No.	Description	Qty.	Remarks
1	PD 4024 00	Meter Assly.	1	
2	DV 1810 08	Bracket Speedo	1	N.I.
3	39 1953 04	Bolt	2	N.I.

Cables



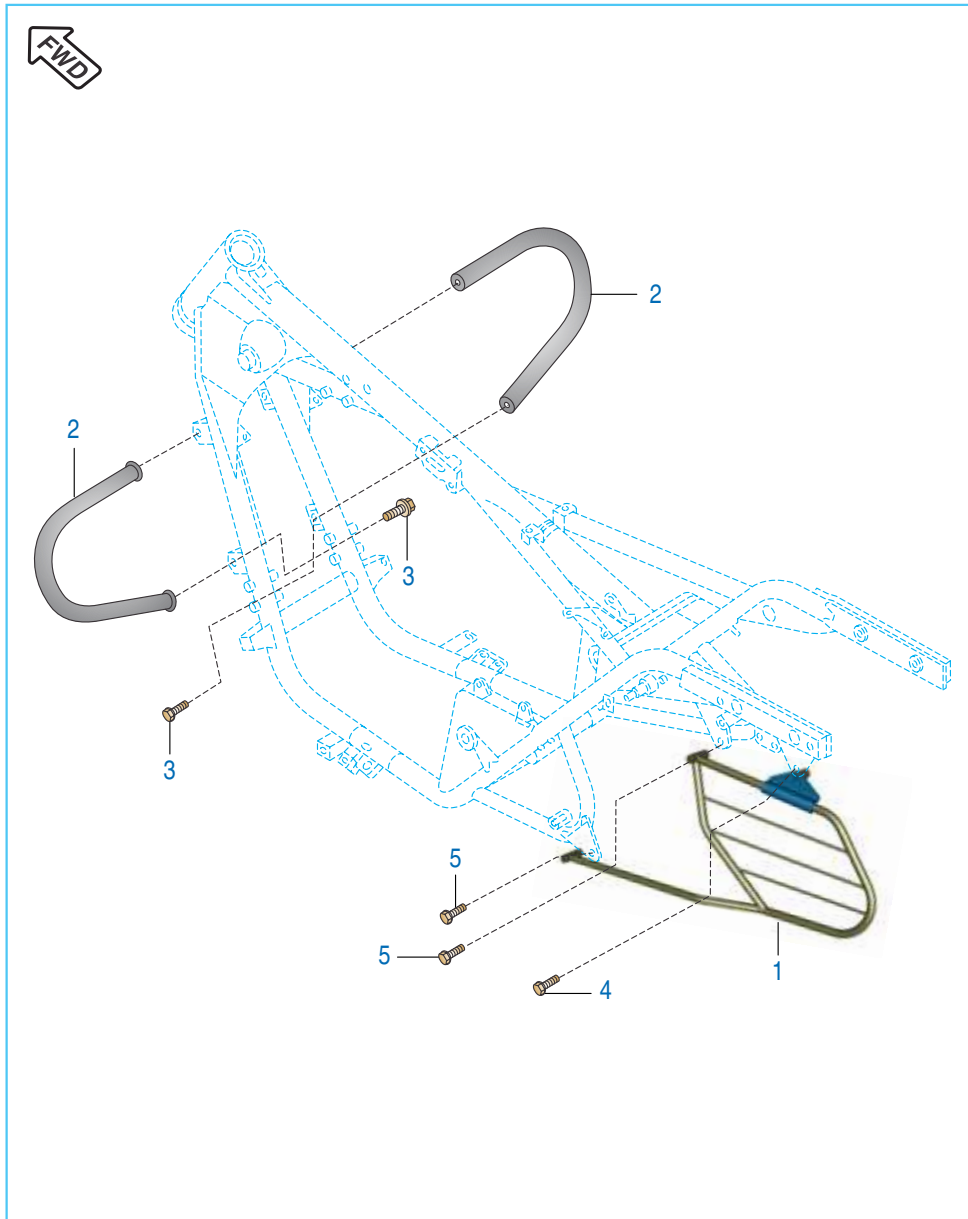
No.	Part No.	Description	Qty.	Remarks
1	30 1910 35	Spring, Brake Rod	1	
2	DK 2010 98	Cable- Speedometer	1	
3	JM 1910 13	Cable Brake	1	
4	DV 1910 02	Cable Clutch	1	
5	DV 1910 04	Cable Throttle	1	
6	39 0146 08	Pin Cotter	1	
7	30 1910 36	Nut Brake Rod	1	
8	DG 1910 66	Washer	1	
9	DG 1910 50	Pin Brake Rod	1	
10	DG 1910 51	Pin	1	

Side Covers / Chain Cover



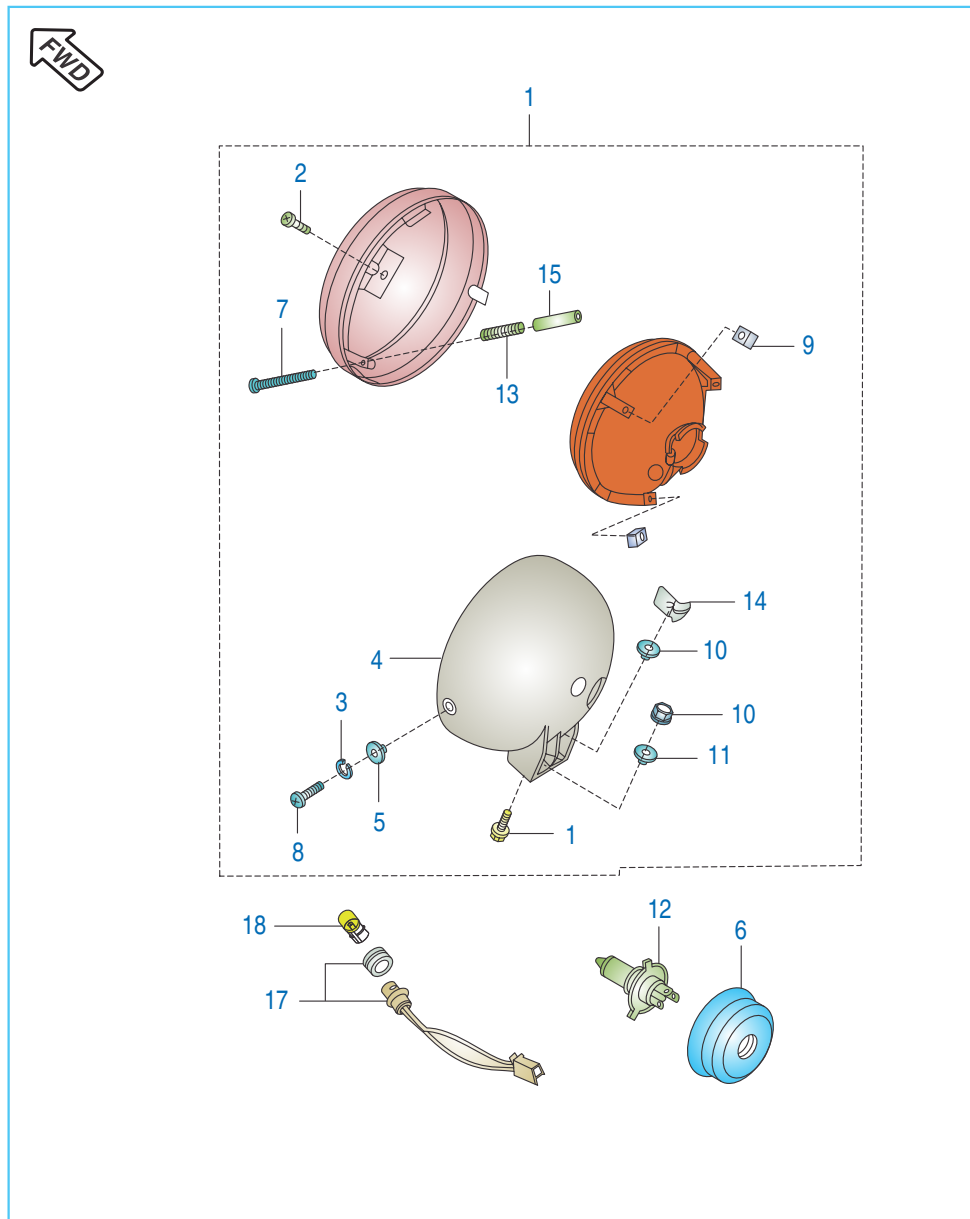
No.	Part No.	Description	Qty.	Remarks
1	DG 1611 16	Cover Side RH Rear	1	
2	DG 1611 20	Case Chain	1	
3	DG 1611 21	Screw Tapping	3	
4	39 1076 01	Screw	2	
5	DG 1611 17	Screw	3	
6	31 1610 78	Washer	2	
7	DG 1611 18	Grommet	2	
8	DD 1610 22	Damper	2	
9	DG 1612 25	Damper	1	

Guards



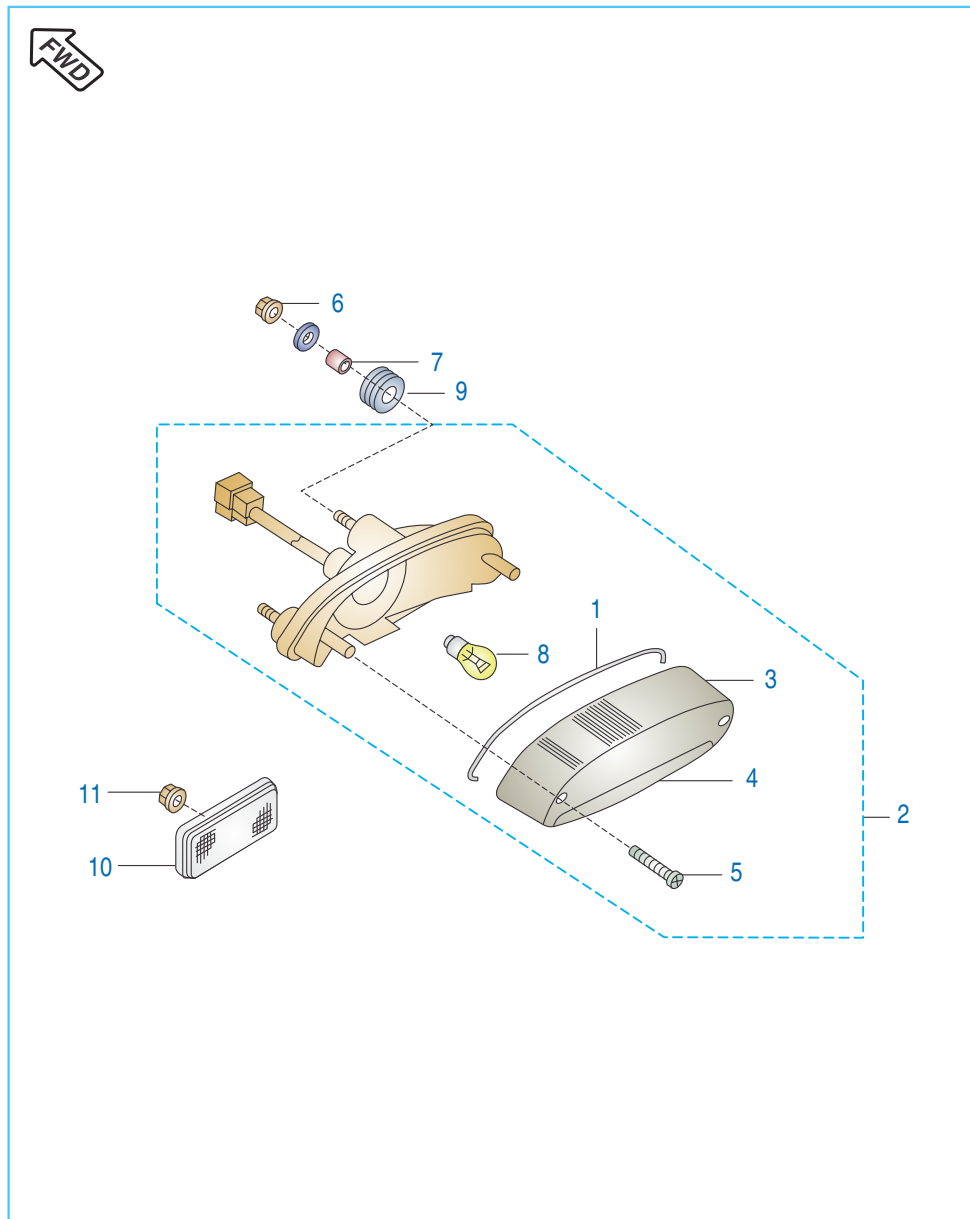
No.	Part No.	Description	Qty.	Remarks
1	PD 2312 01	Guard Sari	1	
2	PD 2312 02	Guard- Front Bumper	2	
3	39 1940 04	Bolt Flanged	4	
4	KA DU08 40	Bolt Flanged	1	
5	KA DU08 55	Bolt Flanged M8	2	

Head Light



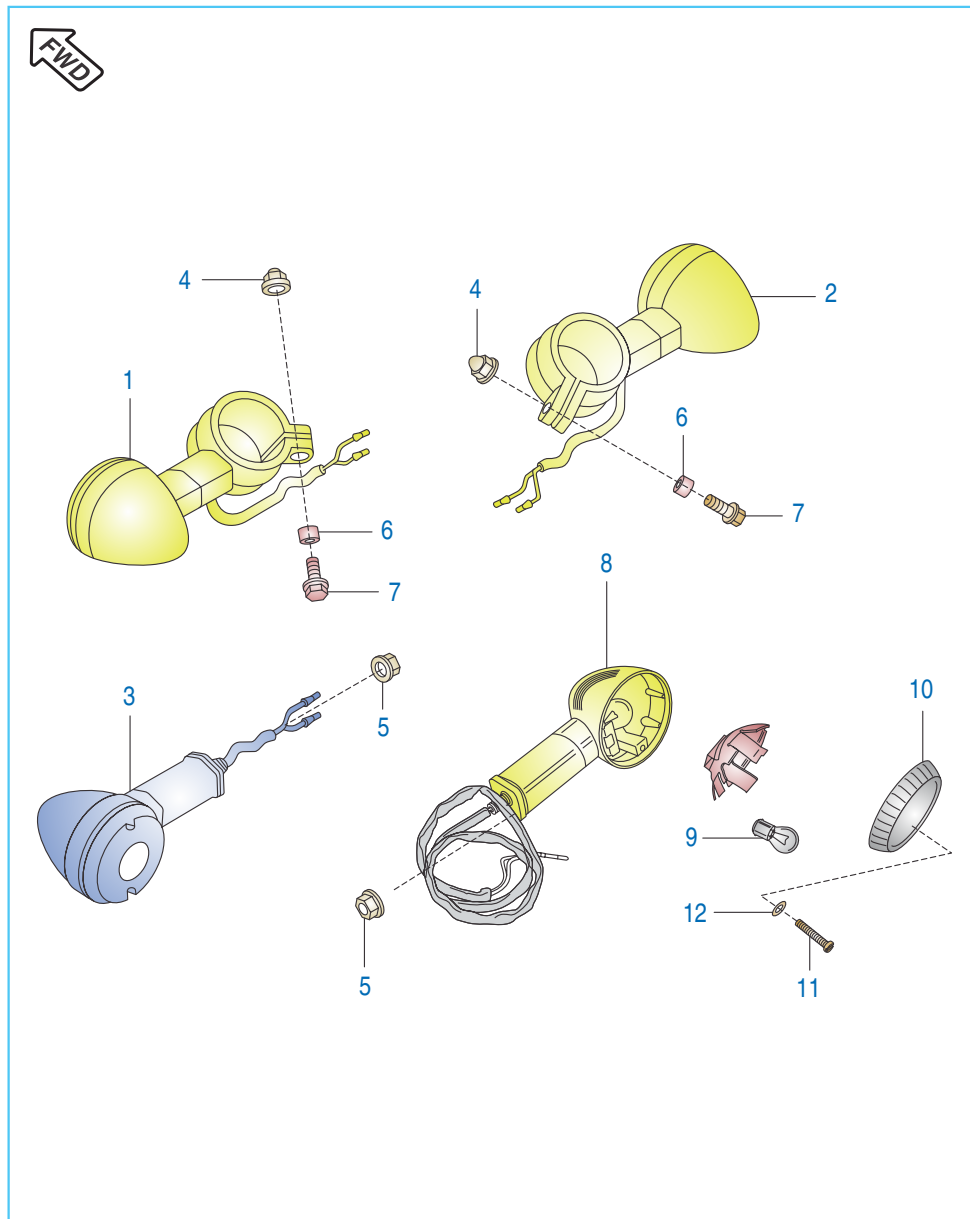
No.	Part No.	Description	Qty.	Remarks
1	YP D020 02	Head lamp Without Bulb	1	
2	DG 2010 66	Screw Pan Cross	1	
3	39 0790 12	Spring Washer	2	
4	YP D030 01	Head Lamp Housing - Lumax	1	
5	30 2010 33	Washer	2	
6	YP D010 09	Cap for Head lamp-Lumax	1	
7	DG 2010 69	Screw Focus Adjust	2	
8	DG 2010 43	Screw	2	
9	DG 2010 70	Nut	1	
10	DG 1910 64	Nut Flanged	1	
11	DG 2010 57	Collar	2	For Head Light Mtg.
12	PD 4010 14	Bulb H4 Blue Tinge- 55/60W	1	
13	DG 2010 72	Spring Focus Adjust	2	
14	DG 2010 12	Clamp Harness	1	
15	DG 2010 73	Tube	2	
16	39 2029 04	Bolt Flanged	2	
17	YP D010 08	Harness Head Lamp-	1	
18	DG 2010 40	Lamp 12V - 4W	1	

Tail Light / Reflector Reflex



No.	Part No.	Description	Qty.	Remarks
1	DG 2010 75	Gasket Tail Lamp Lens	1	
2	PD 4010 01	Tail Lamp Assly.	1	
3	DG 2010 49	Lens Tail Lamp- Red	1	
4	DG 2010 50	Lens Tail Lamp- Clear	1	
5	DG 2010 76	Screw Tapping	2	
6	DG 1910 64	Nut Flanged	3	
7	31 2010 01	Collar	3	
8	AA 2012 27	Lamp 12V - 21/5W	1	
9	DG 2010 15	Damper	3	
10	JG 4010 36	Reflector Reflex	1	
11	39 1972 15	Nut Flanged	1	

Indicator Light



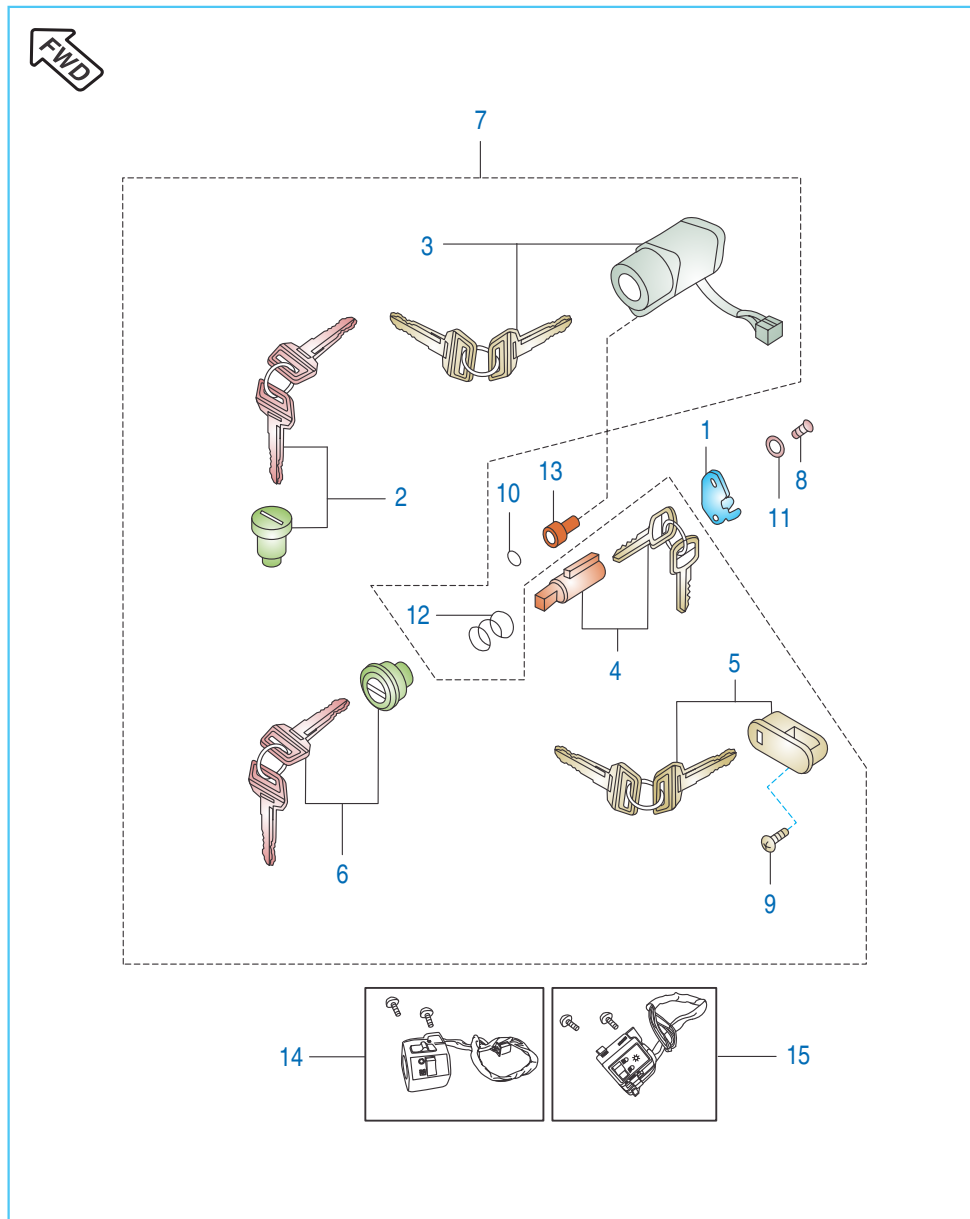
No.	Part No.	Description	Qty.	Remarks
1	PD 4010 04	Indicator Assly FR. LH	1	
2	PD 4010 05	Indicator Assly FR. RH	1	
3	PD 4010 06	Indicator Assly Rear. LH	1	
4	39 1971 15	Nut Cap	2	
5	39 1225 15	Nut Flanged	2	
6	31 2010 01	Collar	2	
7	39 1950 04	Bolt Flanged Small	2	
8	PD 4010 07	Indicator Assly Rear RH	1	
9	GF 2010 12	Lamp 12V-10W	4	
10	YP D010 10	Lens Signal Light	4	
11	DG 2010 77	Screw Signal Light	8	
12	DG 2010 78	Washer Signal Light Light	8	

Electrical Equipment



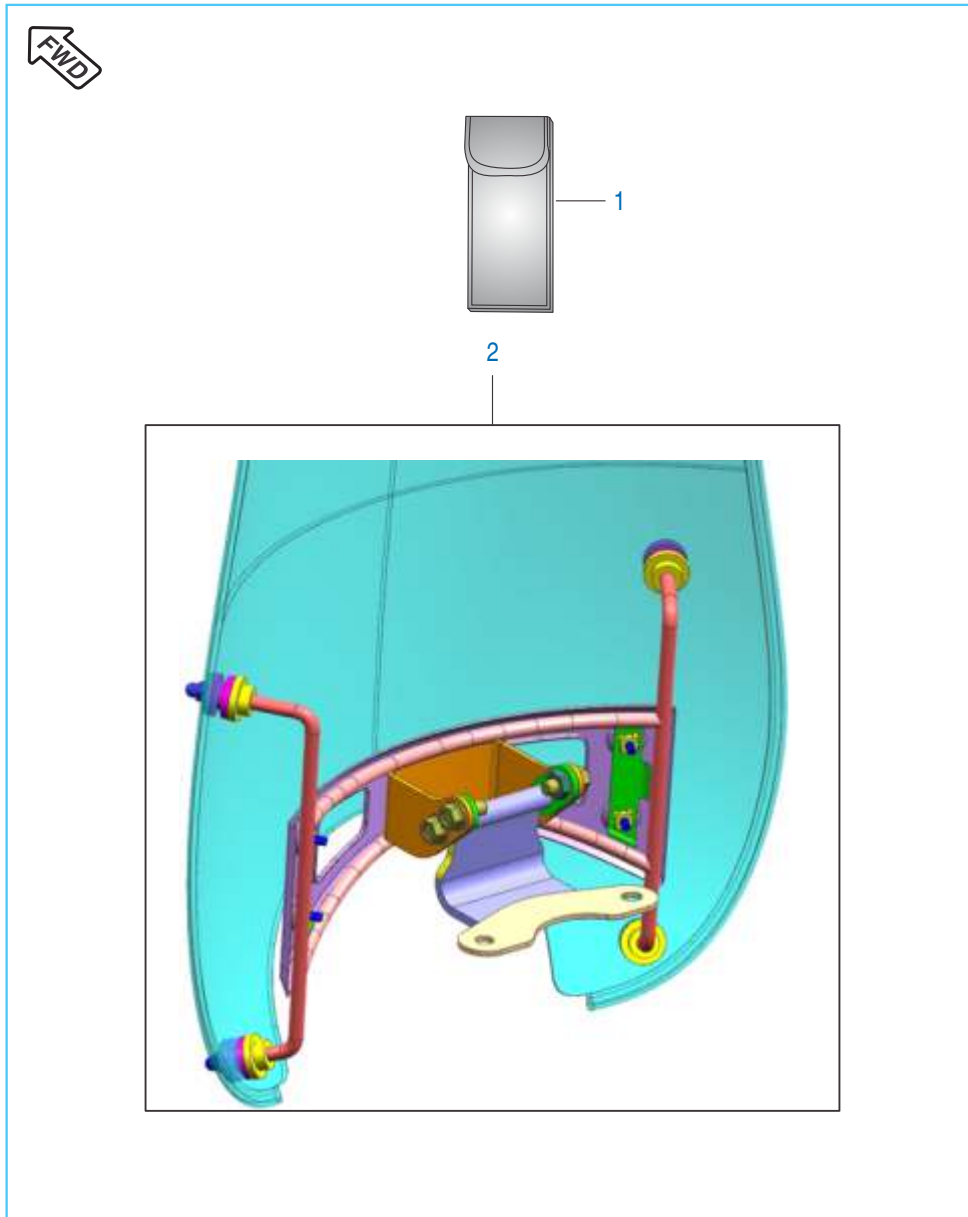
No.	Part No.	Description	Qty.	Remarks
1	PD 4016 01	Horn	1	
2	39 1912 04	Bolt Flanged	2	
3	30 1910 48	Band	2	
4	PD 1810 00	Battery Box	1	
5	31 2010 21	Clamp wiring harness	1	
6	JF 4018 03	Battery 4 Ah VRLA	1	
7	PD 4022 12	Wiring Harness	1	
8	DV 2010 16	Starter Relay Assly.	1	
9	DS 2010 25	Flasher	1	
10	DV 1610 36	Band Battery Bracket	1	
11	DG 2010 27	Mat Battery	1	
12	AK 2010 12	Fuse 10A	2	
13	JM 1910 14	Spring Rear Brake Switch	1	
14	AP 2010 25	Fuse 15A	2	
15	PD 4022 14	Cable Assly. (Motor to St. Rly.)	1	
16	PD 4022 13	Cable Assly. (Battery to Earth)	1	
17	DG 2010 61	Rear Brake Switch	1	
18	JD 4022 17	Band (L 150)	2	

Ignition Switch & Control Switch




No.	Part No.	Description	Qty.	Remarks
1	DG 1810 55	Cap, Steering Lock	1	
2	DG 1410 17	Rotor, Lock, Tank Cap	1	
3	PD 4014 00	Switch Assly. Ignition	1	
4	PD 2326 03	Lock Assly Steering	1	
5	DG 2210 09	Lock Assly Helmet	1	
6	DG 1611 68	Lock Assly Side Cover	1	
7	PD 2326 02	Lock Set (5 in 1)	1	
8	DG 1810 57	Screw	1	
9	DG 2210 10	Screw	1	
10	DG 2010 23	Plug	1	
11	DG 1810 58	Washer Wave	1	
12	DG 1810 59	Spring Steering Lock	1	
13	39 1975 04	Bolt Socket	1	
14	PD 4014 04	Control Switch LH	1	
15	PD 4014 01	Control Switch RH	1	
16	DG 2010 30	Clutch Switch	1	
17	DJ 2011 09	Front Brake Switch	1	

Tool Kit & Wind Shield Kit



No.	Part No.	Description	Qty.	Remarks
1	JM 2210 03	Tool Kit	1	
2	52 JM00 18	Wind Shield Kit	1	

Painted Parts and Decals



No.	Part No.	Description	Qty.	Remarks
1	52 PD01 49	Tank fuel with decal	1	
2	52 PD01 54	Cover side left with decal	1	
3	52 PD01 55	Cover side right with decal	1	
4	56 JM05 X3	Fender assly. Front-Black	1	
5	52 PD01 56	Fender rear	1	
6	36 PD00 15	Kit Tank Decal	1	
7	36 PD00 17	Kit Side Cover Dcl	1	
8	PD 2330 02	3D Decal Tank LH	1	
	PD 2330 03	3D Decal Tank RH	1	
9	PD 2330 22	Decal Rear Fender Center	1	N.I.
10	PD 2330 30	Decal Rim Front	1	
11	PD 2330 31	Decal Rim Rear	1	
12	PD 2330 01	Avenger Branding Holder Handle	1	
13	PD 2330 20	Decal Rear Fender Center	1	N.I.

Kit List



Sr No	Kit Part No.	Kit Description	Consisting of Following Parts		
			Part No.	Description	Qty/Kit
1	36PD0015	TANK DCL-DARK BLUE-A101	PD233017	TANK DECAL RH (DARK BLUE)	1
			PD233016	TANK DECAL LH (DARK BLUE)	1
			PD233021	DECAL TANK CENTER (DARK BLUE)	1
2	36PD0017	S COVER DCL DARK BLUE-A101	PD233018	SIDE COVER DECAL LH (DARK BLUE)	1
			PD233019	SIDE COVER DECAL RH (DARK BLUE)	1
3	36PD0012	ASSLY CL COVER-A102	PD541228	CLUTCH COVER	1
			DK101738	DECAL COVER RH	1
			39199020	BEARING - NEEDLE	1
			39104119	SEAL OIL	1
			31101060	PLUG	2
4	36DS1002	Valve Kit	DH101611	VALVE - INTAKE	1
			DS101024	VALVE - EXHAUST	1
5	36DH4030	KIT CHAIN GUIDE PULSAR-150	DK101059	GUIDE CHAIN (SLACK)	1
			DH101923	GUIDE CAM CHAIN TIGHT SIDE	1
6	36DJ4008	Ring Set Piston	DH101666	RING PISTON TOP	1
			DH102054	PISTON RING 2ND-CHROME PLATED	1
			DH101669	RING PISTON OIL	1
7	Kit Friction Plate		DK101566	DISK A FRICTION CLUTCH	3
			PK551419	DISK C FRICTION CLUTCH	1
			DK101568	DISK B FRICTION CLUTCH	1
8	36PD0009	Chain Sprocket-A101	JM151001	Sprocket (38 T)	1
			DT141005	Chain 110 Link	1
			DV101048	Sprocket (14 T)	1
9	36PD0014	Assly C'case RH-A101	PD541018	Crankcase RH (JC)	1
			59050002	Stud Bolt (M10)	1
			39258320	Bearing Ball6004-SKF	1
			59200027	Bearing NRB HK 1516 (15*21*16)	1
			39260120	Bearing Ball	1
39215220	Needle Roller Bearing	1			
10	36PD0013	Assly C'case LH-A101	PD541017	Crankcase LH	1
			CB101220	Plug	1
			59050002	Stud Bolt (M10)	1

Kit List



Sr No	Kit Part No.	Kit Description	Consisting of Following Parts		
			Part No.	Description	Qty/Kit
			39260320	Ball Bearing	1
			59200006	BRG Ball 6204Z HN3 (20*47*14)	1
			39218520	Deep Groove Ball Bearing	1
			30101014	Seal-Oil	1
			39219019	Oil Seal	1
			DH101203	Breather Pipe	1
11	PD511054	COVER CYLINDER HEAD	PD511101	COVER CYLINDER HEAD	1
			PD511021	CYLINDER HEAD	1
12	DH101864	Block - Piston	DH101665	ASSEMBLY PISTON	1
			DH101878	CYL BLOCK (K1UG4 THICK LINER)	1
13	36DS1001	Cyl. Head O Ring Kit	39239121	O Ring (Cover Tappet)	2
			39128321	O ring	2
14	DK101326	Valve Repair Kit	DK101247	Retainer Valve Spring	2
			DK101108	Spring Valve Inner	2
			DK101110	Spring Valve Outer	2
			DK101246	Seat Valve Spring	2
15	36DK0007	Kit Centrifugal Oil Filter	39220011	Washer	1
			DH101234	Gasket Centrifugal Oil Filter	1
			39226701	Oval Screw	3
			DH101066	Join Oil Deliver	1
			DH101067	Spring Oil Deliver	1
39219908	Pin Oil Deliver Joint	1			
16	36DV0007	Steering Cone Kit	DG181045	Bearing Cone Upper	1
			DG181046	Bearing race Upper	1
			DG181047	Bearing race Lower	1
			DG181005	Bearing Cone Lower	1
17	36DK0038	Set Primary Drive/Driven	DK101561	Clutch Housing	1
			DH101628	Gear Primary Drive	1
18	36DK0077	KIT for Starter Clutch DK101595	DK101596	Spring Starter Clutch	5

Kit List



Sr No	Kit Part No.	Kit Description	Consisting of Following Parts		
			Part No.	Description	Qty/Kit
19	36DK0076	KIT Starter Clutch Assly DK101595	DK101595	Body Starter Clutch	1
			DK101596	Spring Starter Clutch	5
			39084914	Washer - Lock :- Toothed	3
20	36DV0005	Kit Holder Step FR. Serviceable	DG161146	Spring - L	1
			DG161147	Spring - R	1
			DG161144	Bolt	2
			39198204	Bolt - Hexagon Socket Head :- M5	4
			39220404	Bolt - Hexagon Head With Flange :- M6	1
			39195404	Bolt - Flanged :- Small	1
			39150611	Washer - Plain	2
			39193717	Circlip	2
			DG161222	Bolt :- Pre-Coated	3
			DG161223	Bolt - Pre-Coated	1
21	36PD0030	Kit Friction Plate	DK101566	DISK A FRICTION CLUTCH	3
			PK551419	DISK C FRICTION CLUTCH	1
			DK101568	DISK B FRICTION CLUTCH	1
22	36PD0012	Kit Assly Clutch	Pd541228	CLUTCH COVER	1
			Dk101738	DECAL COVER Rh	1
			39199020	BEARING - NEEDLE	1
			39104119	SEAL OIL	1
			31101060	PLUG	2
23	52DH0169	OIL PUMP ASSEMBLY	DH121001	PUMP ASSEMBLY - OIL	1
			DH121010	MESH - FILTER :- OIL PUMP	1
			39219421	RING - O	1
			DH121035	CLIP MESH OIL FILTER	1

Kit List



Sr No	Kit Part No.	Kit Description	Consisting of Following Parts		
			Part No.	Description	Qty/Kit

Parts Index



Part Number	Figure No.	Page No.
30101014	11	24
30101236	6	44
30141015	28	80
30141026	14	78
30141028	24	78
30141031	10	78
30141032	25	80
30141039	11	78
30151005	7	62
30151069	16	62
30151076	8	62
30151082	12	62
30181026	16A	74
30191017	16	70
30191024	15	70
30191035	1	86
30191036	7	86
30191048	3	98
30201033	5	92
31101106	11	2
31101106	15	24
31101173	4	12
31121006	9	10
31161078	6	88
31201001	6	96
31201001	7	94
31201021	5	98
36314004	34	76

Part Number	Figure No.	Page No.
39014608	6	86
39014608	11	64
39014608	18	52
39069415	18	64
39075201	7	24
39076101	21	78
39078912	19	64
39078912	28	72
39079012	3	92
39079708	7	56
39080511	5	64
39080708	21	64
39084914	18	42
39099906	4	28
39099906	10	26
39104119	3	26
39106901	21	62
39107504	9	2
39107601	4	88
39122411	12	48
39122515	5	96
39122515	6	36
39122515	22	64
39151315	3	64
39154011	20	64
39162011	9	14
39166005	2	4
39167304	13	8

Parts Index



Part Number	Figure No.	Page No.
39167404	2	32
39167404	3	40
39167404	8	4
39167404	11	14
39167704	3	28
39167704	18	24
39168606	4	32
39168606	8	14
39182912	7	50
39191204	2	98
39191204	19	78
39191304	20	78
39193120	6	12
39193717	12	52
39194004	3	90
39194204	3	82
39194304	6	54
39194304	12	74
39194904	4	82
39195004	7	96
39195004	15	74
39195004	17	40
39195204	16	82
39195204	27	72
39195304	3	84
39195304	26	72
39196704	5	46
39197015	3	46

Part Number	Figure No.	Page No.
39197115	4	96
39197215	11	94
39197504	13	100
39199020	18	26
39199304	19	70
39199501	18	70
39199715	11	48
39199819	13	20
39201719	5	6
39202904	16	92
39204401	10	38
39204401	11	38
39215220	5	14
39215704	11	46
39215811	2	16
39216011	9	16
39216511	3	12
39217924	6	78
39218006	8	22
39218006	22	24
39218106	2	10
39218106	23	24
39218304	2	12
39218520	10	24
39218819	4	24
39219019	12	24
39219421	6	32
39220307	8	12

Parts Index



Part Number	Figure No.	Page No.
39220404	4	52
39220404	20	52
39222815	5	36
39222815	11	20
39230504	19	24
39235404	17	20
39240011	12	20
39242311	10	56
39244011	9	6
39244311	17	26
39244811	20	24
39245504	10	46
39249211	11	36
39254220	3	8
39255717	7	14
39258320	6	22
39260120	7	22
39260320	8	24
39260607	7	18
39260801	10	4
39261720	4	8
39261720	10	30
39263904	6	18
39264715	6	2
39266921	1	8
39275404	12	36
59040023	8	2
59040031	9	8

Part Number	Figure No.	Page No.
59040042	1	46
59040043	7	46
59050002	2	24
59050002	3	22
59200006	9	24
59200007	9	42
59200027	9	22
59200028	12	14
59210006	5	24
36DH4030	5	8
36DJ4008	4	10
36DK0007	7	12
36DK0038	4	30
36DK0038	9	12
36DK0045	17	42
36DK0076	1	42
36DK0077	15	42
36DS1001	3	2
36DS1001	11	4
36DV0005	7	52
36DV0007	4	44
36JF0015	10	68
36JF0016	9	68
36PD00	6	30
36PD0009	10	62
36PD0012	1	26
36PD0013	2	22
36PD0014	1	24

Parts Index



Part Number	Figure No.	Page No.
36PD0015	6	104
36PD0017	7	104
36PD0033	8	34
36PD0034	2	34
36PD0048	6	68
36PD0049	5	68
36PD0050	1	66
36PD0051	1A	66
36PD0053	13	66
36PD0054	4	66
52DH0169	1	32
52DH0177	10	14
52DV0024	16	52
52DV0051	16	20
52DV0052	4	20
52JM0018	2	102
52PD0109	5	28
52PD0117	29	80
52PD0135	1	28
52PD0149	1	104
52PD0150	5	58
52PD0151	6	58
52PD0154	2	104
52PD0155	3	104
52PD0156	5	104
56JM05X3	4	104
AA201227	8	94
AK201012	12	98

Part Number	Figure No.	Page No.
AP101043	7	28
AP111012	12	40
AP201025	14	98
CS101128	14	8
DD101062	15	8
DD111012	15	40
DD121007	8	10
DD161022	8	88
DD161071	4	56
DG101029	4	6
DG101187	6	20
DG101188	14	20
DG101249	7	36
DG101251	9	36
DG101285	4	36
DG101339	5	20
DG101417	3	36
DG101418	7	26
DG111008	7	40
DG121002	13	38
DG121010	2	38
DG121012	3	38
DG121014	5	38
DG121020	8	38
DG121023	9	38
DG141017	2	100
DG141019	15	78
DG141020	1	78

Parts Index



Part Number	Figure No.	Page No.	Part Number	Figure No.	Page No.
DG141024	12	78	DG161108	5	54
DG141025	13	78	DG161110	3	54
DG141026	16	78	DG161113	7	54
DG141027	18	78	DG161116	1	88
DG141028	8	78	DG161117	5	88
DG141029	17	78	DG161118	7	88
DG141043	9	78	DG161120	2	88
DG141059	5	78	DG161121	3	88
DG151004	5	60	DG161124	8	56
DG151005	7	60	DG161124	10	36
DG151006	2	60	DG161129	3	56
DG151007	8	60	DG161145	9	52
DG151008	9	60	DG161146	10	52
DG151008	20	62	DG161147	11	52
DG151021	3	58	DG161150	17	52
DG151058	15	62	DG161153	8	52
DG151059	4	62	DG161153	22	52
DG151062	19	62	DG161154	12	46
DG151065	24	62	DG161165	13	46
DG151068	25	62	DG161168	6	100
DG151070	2	58	DG161189	13	52
DG151071	4	58	DG161206	2	54
DG151085	18	62	DG161219	2	56
DG151088	4	68	DG161225	9	88
DG151092	5	62	DG161230	6	56
DG151095	14	62	DG161267	1	54
DG151096	3	62	DG161276	11	56
DG151097	1	58	DG171015	3	48

Parts Index



Part Number	Figure No.	Page No.	Part Number	Figure No.	Page No.
DG171016	5	48	DG181036	27	76
DG171017	7	48	DG181040	35	76
DG171018	9	48	DG181041	32	76
DG171019	10	48	DG181044	3	44
DG171022	8	48	DG181044	30	76
DG171025	6	50	DG181048	5	44
DG171034	6	48	DG181054	25	72
DG171035	2	50	DG181055	1	100
DG171036	4	50	DG181057	8	100
DG171037	3	50	DG181058	11	100
DG171038	8	50	DG181059	12	100
DG171039	5	50	DG181069	3	70
DG181003	18	74	DG181085	17	74
DG181004	23	76	DG181087	24	72
DG181005	20	74	DG191010	11	70
DG181006	28	76	DG191011	13	70
DG181008	29	76	DG191012	12	70
DG181010	5	74	DG191013	14	70
DG181011	13	74	DG191014	17	70
DG181013	14	74	DG191049	23	64
DG181014	6	74	DG191050	9	86
DG181015	7	74	DG191051	9	64
DG181021	24	76	DG191051	10	86
DG181022	11	74	DG191064	6	94
DG181023	21	76	DG191064	10	92
DG181024	19	74	DG191066	8	86
DG181026	22	76	DG191066	10	64
DG181034	2	74	DG201012	14	92

Parts Index



Part Number	Figure No.	Page No.	Part Number	Figure No.	Page No.
DG201015	9	94	DH101072	2	14
DG201023	10	100	DH101079	4	16
DG201027	11	98	DH101084	8	16
DG201030	16	100	DH101108	12	16
DG201030	20	70	DH101111	15	16
DG201040	18	92	DH101141	4	26
DG201043	8	92	DH101141	12	30
DG201049	3	94	DH101142	5	26
DG201050	4	94	DH101144	3	20
DG201057	11	92	DH101146	3	18
DG201061	17	98	DH101154	12	26
DG201066	2	92	DH101163	16	42
DG201069	7	92	DH101172	7	42
DG201070	9	92	DH101195	11	12
DG201072	13	92	DH101197	2	26
DG201073	15	92	DH101199	5	40
DG201075	1	94	DH101203	13	24
DG201076	5	94	DH101235	5	16
DG201077	11	96	DH101272	10	2
DG201078	12	96	DH101292	9	28
DG211006	18	82	DH101293	10	28
DG221009	5	100	DH101294	11	28
DG221010	9	100	DH101295	8	6
DH101016	1	10	DH101319	18	16
DH101018	11	26	DH101336	11	16
DH101048	8	8	DH101380	6	40
DH101064	10	12	DH101381	4	40
DH101065	12	12	DH101382	10	42

Parts Index



Part Number	Figure No.	Page No.	Part Number	Figure No.	Page No.
DH101383	4	22	DH102104	1	14
DH101383	13	16	DH102117	8	26
DH101385	3	14	DH111012	9	4
DH101385	5	42	DH111013	9	40
DH101385	24	24	DH111016	11	40
DH101388	14	28	DH121010	3	32
DH101389	14	42	DH121011	14	26
DH101392	11	8	DH121012	15	26
DH101393	7	20	DH121035	5	32
DH101394	10	20	DH121038	7	4
DH101412	7	8	DH121057	5	34
DH101414	3	10	DH121093	13	34
DH101487	10	22	DH121162	7	34
DH101493	4	18	DH121167	9	34
DH101496	9	18	DH121168	3	34
DH101503	8	20	DH121169	11	34
DH101508	4	4	DH121170	10	34
DH101544	16	26	DH121173	4	34
DH101581	4	42	DH171019	4	60
DH101648	14	30	DH171019	17	62
DH101661	14	24	DH191062	15	66
DH101671	5	10	DJ101063	23	16
DH101680	3	4	DJ101133	6	14
DH101705	1	20	DJ101134	4	14
DH101714	2	20	DJ121030	6	4
DH101862	3	30	DJ141006	27	80
DH101864	6	10	DJ141056	3	78
DH101896	5	22	DJ151070	7	68

Parts Index



Part Number	Figure No.	Page No.
DJ161228	6	28
DJ181011	2	70
DJ191026	5	66
DJ191027	6	66
DJ191028	7	66
DJ191029	8	66
DJ191030	9	66
DJ191031	10	66
DJ191034	11	66
DJ191035	12	66
DJ201021	21	24
DJ201109	14	66
DJ201109	17	100
DK101094	3	24
DK101097	6	24
DK101102	6	16
DK101103	3	16
DK101104	7	16
DK101126	13	30
DK101133	1	18
DK101134	2	18
DK101144	10	16
DK101176	6	42
DK101245	20	16
DK101251	6	26
DK101253	9	20
DK101326	6	6
DK101327	7	6

Part Number	Figure No.	Page No.
DK101352	21	16
DK101361	8	18
DK101380	16	24
DK101480	13	26
DK101565	7	30
DK101569	5	30
DK101570	16	30
DK101570	17	30
DK101571	2	30
DK101573	11	30
DK101574	9	30
DK101592	7	10
DK101605	2	42
DK101636	15	30
DK101732	5	18
DK101738	19	26
DK101748	1	6
DK101751	2	6
DK101755	3	6
DK181076	2	44
DK201098	2	86
DP161144	31	76
DP161145	4	54
DS101084	7	2
DS101096	5	2
DS101154	5	12
DS101166	4	2
DS101353	9	26

Parts Index



Part Number	Figure No.	Page No.
DS101353	12	42
DS121126	14	38
DS201025	9	98
DV101034	15	20
DV101039	4	20
DV101042	2	28
DV101048	22	16
DV101059	4	38
DV151006	11	62
DV161017	1	56
DV161033	5	56
DV161036	10	98
DV161046	1	52
DV161060	9	56
DV181008	2	84
DV191002	4	86
DV191004	5	86
DV191007	3	66
DV201016	8	98
DZ161265	9	54
GF201012	9	96
JA581233	6	34
JC101034	12	8
JC101035	10	8
JC101114	3	42
JC101115	8	42
JC111028	1	40
JC151020	3	60

Part Number	Figure No.	Page No.
JD402217	18	98
JE541212	8	28
JF401803	6	98
JG401036	10	94
JK511002	12	38
JM100040	12	28
JM100041	13	28
JM101008	1	12
JM101016	5	4
JM101017	7	38
JM101022	14	36
JM101027	2	36
JM151005	6	62
JM161002	4	46
JM161003	2	46
JM161023	6	46
JM161037	1	64
JM161037	5	52
JM171003	4	48
JM171004	2	48
JM191010	35	72
JM191011	4	64
JM191012	7	64
JM191013	3	86
JM191013	8	64
JM191014	13	98
JM191014	15	64
JM221003	1	102

Parts Index



Part Number	Figure No.	Page No.
JM221004	31	72
JM221005	32	72
JM221006	33	72
JW131807	8	68
KAAC0630	2	64
KACF0612	23	52
KACF0830	16	74
KACJ0650	23	72
KADU0840	4	90
KADU0855	5	90
KBUA0612	13	64
KBUF0614	6	82
KCGA0606	8	54
KDBA0613	15	82
KJAB1019	17	24
KPBC6004	22	62
KPBC6202	6	60
KPBC6202	13	62
KPBC6302	23	62
LAC00090	17	82
LBU00008	14	64
LEC00001	6	64
PD111036	1	44
PD113000	2	52
PD113001	6	52
PD113002	14	52
PD113003	2A	52
PD113003	6A	52

Part Number	Figure No.	Page No.
PD113004	15	52
PD113410	8	46
PD113411	9	46
PD113803	5	70
PD121006	36	76
PD121007	1	74
PD121009	3	74
PD121010	4	74
PD121011	26	76
PD121012	25	76
PD121014	37	76
PD121015	9	74
PD122000	1	48
PD122003	16	64
PD122004	17	64
PD122005	1	50
PD131003	1	60
PD131212	1	62
PD131212	9	62
PD131803	3	68
PD131804	1	68
PD131806	2	68
PD131807	16	66
PD131808	2	66
PD131809	2	62
PD151000	1	70
PD151001	6	70
PD151003	4	70

Parts Index



Part Number	Figure No.	Page No.
PD151003	10	74
PD151004	7	70
PD151005	8	70
PD161001	10	70
PD161004	9	70
PD171003	7	78
PD171008	2	78
PD171008	22	78
PD171601	4	78
PD181000	4	98
PD181212	7	82
PD181213	11	82
PD181214	10	82
PD181215	8	82
PD181216	8	74
PD181401	10	54
PD191001	2	82
PD191002	1	82
PD231201	1	90
PD231202	2	90
PD231204	13	36
PD231205	12	64
PD231205	19	52
PD231206	3	52
PD231401	9	82
PD231402	12	82
PD231403	13	82
PD231404	21	82

Part Number	Figure No.	Page No.
PD231411	20	82
PD231412	5	82
PD231600	29	72
PD231601	30	72
PD232602	7	100
PD232603	4	100
PD233001	12	104
PD233002	8	104
PD233003	8	104
PD233020	13	104
PD233022	9	104
PD233030	10	104
PD233031	11	104
PD351002	2	40
PD351215	8	40
PD351220	10	40
PD351222	16	40
PD351601	13	42
PD351604	11	42
PD401001	2	94
PD401004	1	96
PD401005	2	96
PD401006	3	96
PD401007	8	96
PD401014	12	92
PD401400	3	100
PD401401	15	100
PD401401	21	72

Parts Index



Part Number	Figure No.	Page No.
PD401404	14	100
PD401404	22	72
PD401601	1	98
PD402002	13	40
PD402004	14	40
PD402212	7	98
PD402213	16	98
PD402214	15	98
PD402400	1	84
PD402604	23	78
PD402606	26	80
PD501009	1	22
PD511025	2	2
PD511054	1	2
PD511054	1	4
PD511224	2	8
PD511229	6	8
PD551033	1	16
PD551201	16	16
PD551202	19	16
PD551203	14	16
PD551204	17	16
PD551400	1	30
PD551427	8	30
PD581008	6	38
PD581013	1	38
PD581215	1	34
PD591023	15	36

Part Number	Figure No.	Page No.
PD591100	8	36
PD591101	16	36
XXXXXX	12	34
YPD01008	17	92
YPD01009	6	92
YPD01010	10	96
YPD02001	1	36
YPD02002	1	92
YPD03001	4	92